

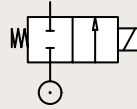
2/2

VALVES FOR HOT WATER AND STEAM DIRECT OPERATED



BRASS PIPE MOUNTING

NORMALLY CLOSED

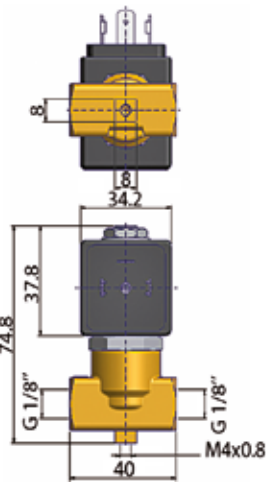


Port size	Orifice Ø	Flow factors			Seat Seal	Atex Zone	Operating Pressure Differential		Fluid Temp.		Power	Voltage	Solenoid Valve Order Number
		Kv l/min	KV m³/h	Qn l/min			Min bar	Max bar	Min °C	Max °C			
1/8"	2.5	3.2	0.20		Ruby		0	30	-30	140	9	230V/50-60Hz	550089DIS ₁
							0	17	-30	140	12	24 Vdc	550088DIS ₁
							0	30	-30	140	9	230V/50-60Hz	550085DIS ₁
							0	17	-30	140	12	24 Vdc	550084DIS ₁
1/4"	3	4.2	0.25		PTFE		0	10	-10	180	14	230V/50-60Hz	550221DIS ₂
							0	10	-10	180	16	24 Vdc	550222DIS ₂
		4	0.24		Ruby		0	30	-30	140	9	230V/50-60Hz	550087DIS ₂
							0	17	-30	140	12	24 Vdc	550086DIS ₂

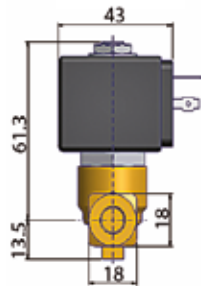
Notes:

1. Drawing number 1
2. Drawing number 2

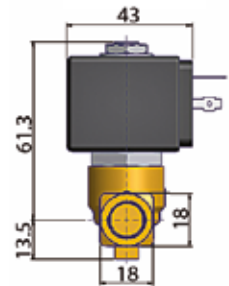
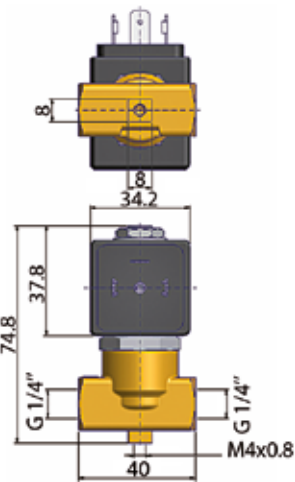
Fast Delivery



N° 1



N° 2



ARA®

PNEUMATIK

53-012 Wrocław tel. 71 364 72 82
ul. Wyścigowa 38 fax 71 364 72 83

www.arapneumatik.pl

