


Air Saver Module HASV08G

Air Saving Unit for Air Blowgun



Easy Energy Saving Solution



Patent applied

Contact Information:

Parker Hannifin Ltd.
Tachbrook Park Drive
Tachbrook Park,
Warwick,
CV34 6TU
United Kingdom

Phone: +44 (0) 1926 317 878
Fax: +44 (0) 1926 317 855
parker.uk@parker.com
www.parker.com



ENGINEERING YOUR SUCCESS.

Product Features:

- Up to 35% reduction in air consumption
- Engineered for use with air blowguns
- Built-in pulse/continuous blow changeover button
- Pulsed air blow leading to improved efficiency
- Equipped with pulse frequency adjustment screw

ARA[®]
PNEUMATIK

53-012 Wrocław tel. 71 364 72 82
ul. Wyścigowa 38 fax 71 364 72 83

www.arapneumatik.pl



Specifications and Features

Specifications


Model No.	HASV08G
Operating pressure	3.5 ~ 8.0 bar
Pulse frequency adjustment range	5 ~ 15 Hz
Body material	Aluminium
Port size	IN BSPP 1/4, OUT BSPP 1/4
Weight	155 g

Features


	Lower frequency	Higher frequency
Pulse frequency setup	5 Hz	15 Hz
ON time	170 ms	35 ms
OFF time	30 ms	
Air reduction performance	20% reduction	40% reduction

Pulse/Continuous air blow changeover button

Pulse blow




Continuous blow



Equipped with air blow changeover button - when pushed the pulse blow will change to continuous blow. Operated by turning the button counter-clockwise, button is then locked in place when it is turned 90 degrees clockwise.

Pulse frequency adjustment screw



Adjustable pulse frequency available - higher frequency is gained through turning the frequency adjustment button clockwise. Turning the button counter clockwise lowers the frequency of pulse.

How to Connect Air Saver Module to Air Blowgun



- Air Saver Module is designed for use with air blowguns only. Parker Air Saver Unit, ASV series, is engineered for other pulse blow applications

Due to product improvement, product specification may change without prior notice.

© 2016 Parker Hannifin Corporation. All rights reserved.

Catalogue PDE2672LLUK - V1 - June 2016



ENGINEERING YOUR SUCCESS.