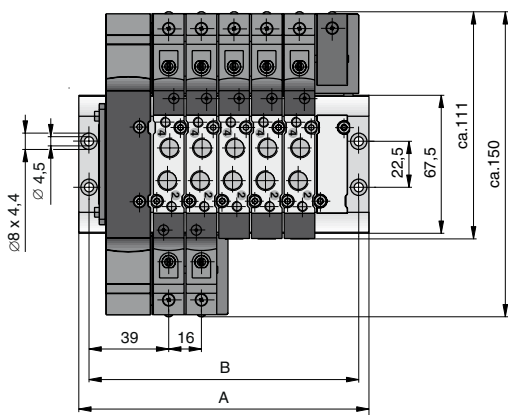
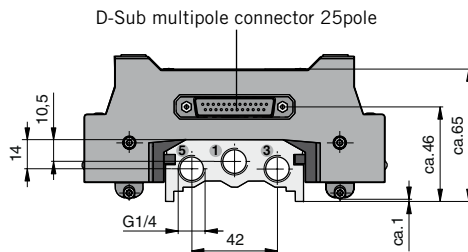
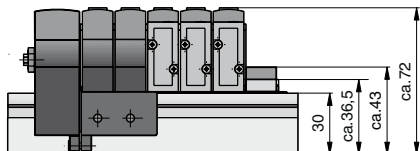


Valve Islands, fully assembled – threaded version, Type: IM10-1/8-..



Drawing shows:
 6fold valve manifold IM10-1/8-06, 24VDC
 Order No. PA10490-06-22
 Valve positions: JJMMMC

Valve Islands Series IM10

G1/8

fully assembled

Actuation systems:
 – Electrical pilot actuated

Version:
 Multipole version with
 D-Sub multipole connector
 25pole.

Valve positions:
 – Combination mono/
 bistable
 outputs
 max. 22
 max. 18 (monostable)

On request:
 Expandable with external
 field bus components
 (Profi Bus DP, Inter Bus S,
 CAN Device net, AS-Interface)

Dimension Table (mm)

Dimen- sion	Number of valves																	
	2	3	4	5	6	7	8	9	10	11	12	13	14	15	16	17	18	
A	78	94	110	126	142	158	174	190	206	222	238	254	270	286	302	318	334	
B	68	84	100	116	132	148	164	180	196	212	228	244	260	276	292	308	324	

Dimensions in mm

Parker Dystrybutor:

ARA[®]
PNEUMATIK

53-012 Wrocław tel. 71 364 72 82
 ul. Wyścigowa 38 fax 71 364 72 83

www.arapneumatik.pl



Valve Islands Series IM10

Push-In Connections
OD 6 mm

fully assembled

Actuation systems:
– Electrical pilot actuated

Version:

Multipole version with
D-Sub multipole connector
25pole.

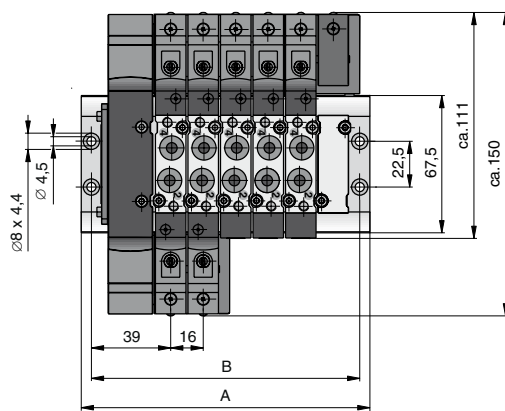
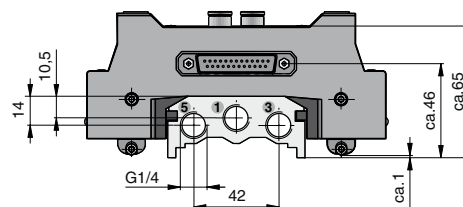
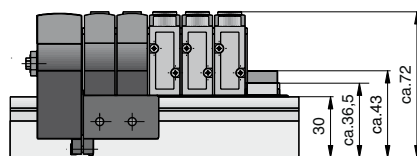
Valve positions:

- Combination mono-/bistabil
- Outputs
max. 22
- max. 18 (monostable)

On request:

Expandable with external
field bus components
(Profi Bus DP, Inter Bus S,
CAN Device net, AS-Interface)

Valve Islands, fully assembled – with Push-In Connections, Type: IM10-Q6-..



Drawing shows:
6fold Valve Islands IM10-Q6-06, 24VDC
Order No. PA10491-06-22
Valve positions: JJMMMC

Dimension Table (mm)

Dimension	Number of valves																	
	2	3	4	5	6	7	8	9	10	11	12	13	14	15	16	17	18	
A	78	94	110	126	142	158	174	190	206	222	238	254	270	286	302	318	334	
B	68	84	100	116	132	148	164	180	196	212	228	244	260	276	292	308	324	

Dimensions in mm

Order Instructions – Valve Islands

Order No.										
P	A									
									Number of valves	Solenoid version voltage

Version	
PA 10490	Valve Islands with threaded ports G1/8 Series: IM10-1/8
PA 10491	Valve Islands with push-in connections OD 6, Series: IM10-Q6

Valves	
02	2 valves
03	3 valves *
04	4 valves
05	5 valves
▼	
18	18 Valves
* uneven number of valve positions on request	

Solenoid version/voltage	
21	12 V DC
22	24 V DC

Valve positions																		
Valve positions 1-16																		Flow divider to valve
1	2	3	4	5	6	7	8	9	10	11	12	13	14	15	16	17	18	

02 → 04 → 06 → 08 → 10 → 12 → 14 → 16 → 18 →

Even and uneven numbers of valves are possible!
Please enter the codes for the valve types required.

Flow divider (for dual pressure operating)
without (standard)
.. at valve position

Order Codes for Valves and Cover Plates		
Code	Description	Page
A	Cover plate for unused valve position	41
C	Cover plate (monostable)*	41
O	Cover plate (bistable)*	41
P	Intermediate air supply adapter G1/8	41

* including electrical socket

Order Codes for Valves and Cover Plates		
Code	Description	Page
Electrically actuated		
K	2x 3/2 Way Valve NC, air spring return	19
N	2x 3/2 Way Valve NO, air spring return	19
H	2x 3/2 Way Valve NC, NO, air spring return	19
M	5/2 Way Valve, spring return	24
L	5/2 Way Valve, air spring return	24
J	5/2 Way Valve, impulse	24
D	5/2 Way Valve, impulse, with biased position	25
G	5/3 Way Valve, middle position closed, spring return to middle position	25
E	5/3 Way Valve, middle position exhausted, spring return to middle position	25
B	5/3 Way Valve, middle position pressurized, spring return to middle position	25

Order Codes for Valves and Cover Plates		
Code	Description	Page
Electrically actuated, with external pilot air		
X	2x 3/2 Way Valve NC, air spring return	19
Y	2x 3/2 Way Valve NO, air spring return	19
Z	2x 3/2 Way Valve NC, NO, air spring return	19
F	5/2 Way Valve, spring return	24
R	5/2 Way Valve, air spring return	24
S	5/2 Way Valve, impulse	24
T	5/2 Way Valve, impulse, with biased position	25
U	5/3 Way Valve, middle position closed, spring return to middle position	25
W	5/3 Way Valve, middle position exhausted, spring return to middle position	25
V	5/3 Way Valve, middle position pressurized, spring return to middle position	25

Parker Dystrybutor:

ARA[®]
P N E U M A T I K

53-012 Wrocław tel. 71 364 72 82
ul. Wyścigowa 38 fax 71 364 72 83

www.arapneumatik.pl

