

SHUT-OFF VALVES

They are special unidirectional valves that, when properly calibrated, allow a certain quantity of fluid to go through, afterwards, if the fluid continues to go through, they automatically close.

These shut-off valves have been specially designed to be applied on the cups and, in case of lack of objects to be gripped, of defective grips or leaks, they automatically deactivate suction, thus preventing any reduction of the vacuum level on the other gripping cups.

They are provided calibrated and commissioned, ready to be installed.

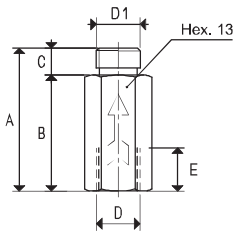
They are made with anodised aluminium and can be supplied in different shapes and sizes upon request and for a minimum quantity to be defined in the order.

ARA

PNEUMATIK

53-012 Wrocław tel. 71 364 72 80
ul. Wyscigłowa 38 fax 71 364 72 83

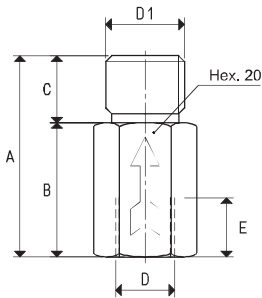
www.arapneumatik.pl



Art.	A	B	C	D	D1	E	Weight
14 01 05	32	26	6	G1/8"	G1/8"	8	8

Minimum ignition capacity = 1.5 cum/h

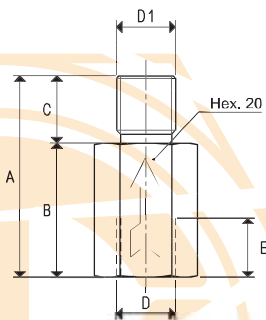
Minimum vacuum level = -250 mbar



Art.	A	B	C	D	D1	E	Weight
14 01 10	45	30	15	G1/4"	G3/8"	14	28

Minimum ignition capacity = 4 cum/h

Minimum vacuum level = -250 mbar



Art.	A	B	C	D	D1	E	Weight
14 01 15	45	30	15	G1/4"	G1/4"	14	29

Minimum ignition capacity = 4 cum/h

Minimum vacuum level = -250 mbar

3D drawings available at www.vuototecnica.net

4.06

Conversion ratio: inch = $\frac{\text{mm}}{25.4}$; pounds = $\frac{\text{g}}{453.6} = \frac{\text{Kg}}{0.4536}$

GAS-NPT thread adapters available at page 1.117



SHUT-OFF VALVES



Art.	A	D	D1	E	Weight
14 02 10	59	∅	∅	14	42

Minimum ignition capacity = 4 cum/h

Minimum vacuum level = -250 mmba

Art.	A	B	C	D	D1	E	Weight
14 03 10	59	47	12	∅	∅	14	36

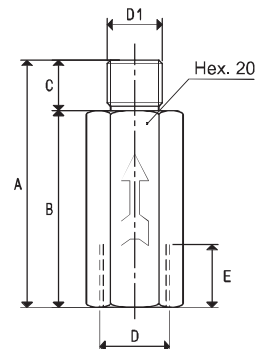
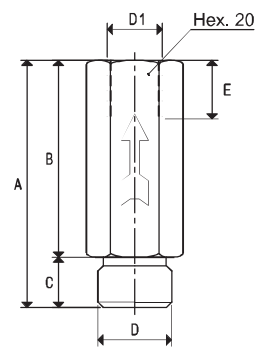
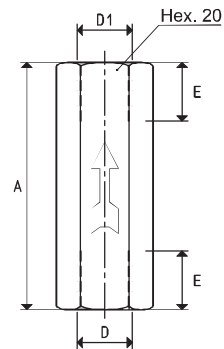
Minimum ignition capacity = 4 cum/h

Minimum vacuum level = -250 mbar

Art.	A	B	C	D	D1	E	Weight
14 05 10	59	47	12	∅	∅	14	34

Minimum ignition capacity = 4 cum/h

Minimum vacuum level = -250 mbar



4

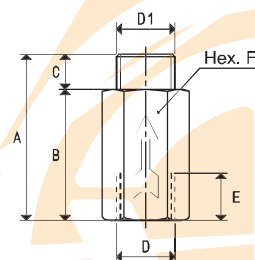
SHUT-OFF VALVES WITH CONTROLLED LEAK

These shut-off valves are based on the same operating principle as the others, only their sealing shutter allows the vacuum source a minimum suction even when completely closed. This feature allows the cup that has not gripped the object to be handled, for example for the anticipated suction activation, to recreate vacuum inside and, therefore, to grip the object without having to repeat the work cycle. If, on the other hand, there is a lack of an object to be handled, the valve does not prevent the vacuum level reduction on the remaining gripping cups, but the slight leak is easy to control and, therefore, to restore. They are fully made with anodised aluminium.



Art.	Max. leak Nl/min	Minimum ignition capacity cum/h	A	B	C	D	D1	E	F	Weight g
14 01 11	7.5	1	36.0	29.5	6.5	G1/8"	G1/8"	10	13	8
14 02 11	7.5	1	37.5	29.5	8.0	G1/4"	G1/4"	15	17	16
14 03 11	24.0	3	42.0	32.5	9.5	G3/8"	G3/8"	17	22	28

Minimum vacuum level = -250 mbar



3D drawings available at www.vuototecnica.net

Conversion ratio: inch = $\frac{\text{mm}}{25.4}$; pounds = $\frac{\text{g}}{453.6}$ = $\frac{\text{Kg}}{0.4536}$

GAS-NPT thread adapters available at page 1.117

4.07



4

