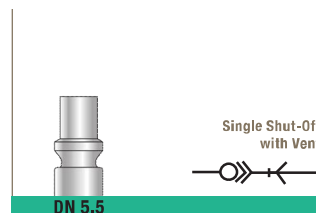

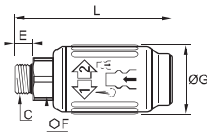




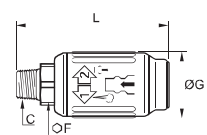

ARO Profile




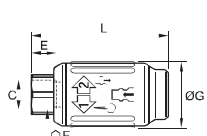

9401A Coupler, Male BSPP Thread

	Technical polymer, nickel-plated brass, NBR 		C	E	F	G	L	kg		
			G1/4	9401A06 13	6.5	17	31.5	70.5	0.105	
			5.5	G3/8	9401A06 17	9	21	31.5	73.5	0.123
				G1/2	9401A06 21	9	25	31.5	70.5	0.150
C 9000 series: single shut-off = 1250 Nl/min										


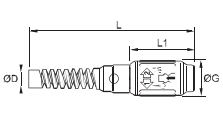

9405A Coupler, Male BSPT Thread

	Technical polymer, nickel-plated brass, NBR 		C	F	G	L	kg		
			R1/4	9405A06 13	17	31.5	73	0.105	
			5.5	R3/8	9405A06 17	19	31.5	74.5	0.110
				R1/2	9405A06 21	22	31.5	79.5	0.140
C 9000 series: single shut-off = 1250 Nl/min									


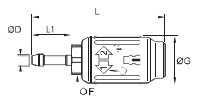

9414A Coupler, Female BSPP Thread

	Technical polymer, nickel-plated brass, NBR 		C	E	F	G	L	kg		
			G1/4	9414A06 13	12	17	31.5	64.5	0.095	
			5.5	G3/8	9414A06 17	12	22	31.5	70	0.115
				G1/2	9414A06 21	15	27	31.5	76	0.145
C 9000 series: single shut-off = 1250 Nl/min										

9410A Coupler, LF 3000® Push-In Connection, with Spiral Protection Spring

	Technical polymer, nickel-plated brass, NBR 		ØD	G	L	L1	kg		
			5.5	8	9410A06 08	31.5	143	54	0.140
				10	9410A06 10	31.5	143	54	0.175
			C 9000 series: single shut-off = 1250 Nl/min						

9421A Coupler with Hosetail

	Technical polymer, nickel-plated brass, NBR 		ØD	F	G	L	L1	kg		
			5.5	6	9421A06 06	17	31.5	86.5	26	0.110
				8	9421A06 08	17	31.5	86.5	26	0.100
				10	9421A06 10	17	31.5	86.5	26	0.100
C 9000 series: single shut-off = 1250 Nl/min										

ARA®

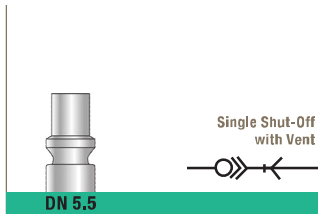
PNEUMATIK

53-012 Wrocław tel. 71 364 72 82
ul. Wysycigowa 38 fax 71 364 72 83


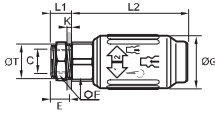

www.arapneumatik.pl




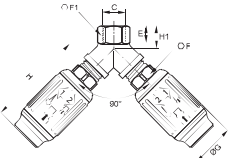

ARO Profile




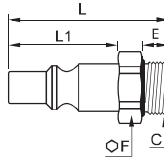

9416A Coupler, Bulkhead Mountable, Female BSPP Thread

	Technical polymer, nickel-plated brass, NBR 	 C	E	F	G	K	L1	L2	ØT	kg			
			5.5	G1/4	9416A06 13	12	22	31.5	6	12.5	66.5	18.5	0.135
			C 9000 series: single shut-off = 1250 NI/min										


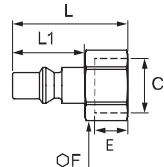

9440A Y Coupler, Female BSPP Thread

	Technical polymer, nickel-plated brass, NBR 	 C	E	F	F1	G	H	H1	kg			
			5.5	G3/8	9440A06 17	11.5	19	20	31.5	68	16	0.263
			C 9000 series: single shut-off = 1250 NI/min									


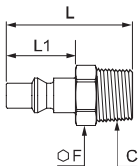

9087A Probe, Straight-Through, Male BSPP Thread

	Nickel-plated steel, technical polymer 	 C	E	F	L	L1	kg			
			G1/4	9087A06 13	9	17	36	22	0.020	
			5.5	G3/8	9087A06 17	9	19	36	22	0.024
			G1/2	9087A06 21	12	24	40	22	0.039	
Probe without shut-off										

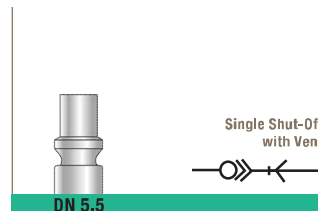
9086A Probe, Straight-Through, Female BSPP Thread

	Nickel-plated steel 	 C	E	F	L	L1	kg			
			G1/4	9086 22 13	9	17	35.5	22	0.024	
			5.5	G3/8	9086 22 17	10	19	35.5	22	0.023
			G1/2	9086 22 21	12	24	38	22	0.039	
Probe without shut-off										


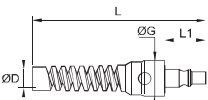

9084A Probe, Straight-Through, Male BSPT Thread

	Nickel-plated steel 	 C	F	L	L1	kg			
			R1/4	9084 22 13	14	40.5	22	0.020	
			5.5	R3/8	9084 22 17	17	40.5	22	0.031
			R1/2	9084 22 21	22	46	22	0.048	
Probe without shut-off									

ARO Profile


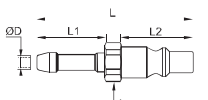



9080A Probe, Straight-Through, LF 3000® Push-In Connection, with Spiral Protection Spring

	Nickel-plated steel, NBR 	 ØD	G	L	L1	kg		
		5.5	8	9080A06 08	24	118	22	0.028
			10	9080A06 10	24	118	22	0.027

Probe without shut-off

9094A Probe, Straight-Through, with Hosetail

	Nickel-plated steel 	 ØD	F	L	L1	L2	kg		
		5.5	6	9094A06 06	14	48.5	22	25	0.012
			8	9094A06 08	14	48.5	22	25	0.014
		10	9094A06 10	14	48.5	22	25	0.016	

Probe without shut-off

