



aerospace
 climate control
 electromechanical
 filtration
 fluid & gas handling
 hydraulics
 pneumatics
 process control
 sealing & shielding



Parker Legris: LIQUIfit® Connection Solutions for Beverages & Fluids



ENGINEERING YOUR SUCCESS.

ARA®

PNEUMATIK

53-012 Wrocław tel. 71 364 72 82
 ul. Wyscigowa 38 fax 71 364 72 83

www.arapneumatik.pl



The Fluid System Connectors Division (formerly Legris) of Parker Hannifin, the global leader in motion and control technologies, has launched LIQUIfit® and LIQUIfit+, 2 new “eco-designed” ranges of leak-free and compact push-in fittings, tubing and complementary products for liquid transfer applications.

The LIQUIfit® range is suitable for liquid transfer applications: food process, drinks dispensers, water purification systems... This product range also benefits from a range extension of metal adaptors designed for liquid transfer applications.

LIQUIfit+ provides zero retention push-in fittings for 100% cleanliness. The innovative sealing and gripping design drastically reduces bacteria growth, giving 100% cleanliness.


LIQUIfit+ fittings are intended for use in applications concerning the dispensing of liquids and beverages (including beer lines) and offer many sustainability-related benefits.



Table of Contents

Directives and Regulations: the Parker Legris Offer

P. 5



Together, We Can Build Sustainable Development

P. 6



Part Number Identification

P. 7

Product Ranges for Fluids and Beverages

P. 8



Range of LIQUIfit® Push-In Fittings

P. 10



Range of LIQUIfit+ Push-In Fittings

P. 26



Range of LIQUIfit® Push-In Fittings with Metal Adaptors

P. 28



Advanced PE Tubing

P. 36



Range of LIQUIfit® Non-Return Valves

P. 38



Range of LIQUIfit® Ball Valves

P. 40



Directives and Regulations: the Parker Legris Offer


Parker Legris complies with the directives and regulations listed below and goes beyond its statutory obligations for the ranges in question.

	<p>European RoHS directives: 2011/65/EC Relating to the limitation of the use of 6 hazardous substances in electrical and electronic equipment (mercury, lead, cadmium, hexavalent chromium, PBB and PBDE).</p>		<p>NSF 61: NSF / ANSI-61 Fittings and tubes complying with this standard are tested and approved by NSF for contact with drinking water.</p>
	<p>REACH regulation: no. 1907/2006 As product manufacturer, we are subject to article 33 of the regulation which defines a duty to inform when a candidate substance is present at more than 0.1% weight for weight.</p>		<p>NSF 42 and 58: NSF/ANSI-42/58 Tubes complying with this standard are tested and approved by NSF for drinking water treatment systems.</p>
	<p>Pressurised equipment directive: 97/23/EC This directive regulates the design, manufacture and assessment of pressurised equipment to ensure operating safety.</p>		<p>ACS: Attestation de Conformité Sanitaire (France) Official approval issued by the Direction générale de la Santé Française (French Health Directorate), applies to constituent materials of equipment in contact with water intended for human consumption.</p>
	<p>ATEX directive: 94/9/EC mandatory since 01/07/2003 This directive is mandatory for electrical and non-electrical equipment used in explosive gaseous or dusty atmospheres. The use of our products in these areas must be determined in accordance with the ATEX environment.</p>		<p>KTW: Kunststoffe und Trinkwasser (Germany) Guidelines for the health evaluation of equipment in contact with drinking water, assessment and certification carried out by the TZW.</p>
	<p>Regulation 1935/2004 This framework regulation relates to materials and objects designed to come into contact with foodstuffs. It describes specific measures per product group (Art. 5).</p>		<p>W270: Food contact standard (Germany) Standard describing a test method for determining the microbial growth on non-metal materials designed to come into contact with drinking water. Test and certification carried out by the TZW.</p>
	<p>CFR 21: Code of Federal Regulation Title 21: Food and Drugs This code consists of lists of prohibited substances for materials intended to come into contact with foodstuffs.</p>		<p>WRAS: Water Regulations Advisory Scheme (UK) Fittings approved by this programme are declared compliant for water supply by WRc - NSF.</p>
	<p>NSF 51: NSF / ANSI-51 Fittings and tubes complying with this standard are tested and approved by NSF for contact with drinks and foodstuffs.</p>		<p>DM 174: Ministerial decree (Italy) Declaration of hygiene compliance for equipment used for drinking water, tested and certified by the TIFQ.</p>

The Parker Legris product range offers compliance with numerous European standards associated in particular with the directives and regulations referred to above. The official texts of these directives are available on the site: <http://eur-lex.europa.eu>.

Certificates and Regulations

Certificates of conformity for our products are available on our web site. Contact us for any further information you require.



Together, We Can Build Sustainable Development

Parker Legris, ISO 14001 certified, has made the conservation of resources and protection of the environment a major priority. We have incorporated improved environmental management as a permanent feature in the vision and mission of the company, aiming to benefit nature, technology and mankind.



Protecting natural resources

By saving energy through the performance of our production facilities.

Improving performance

By changing habits in order to promote new materials and concepts.

Asserting our values for the protection of the environment

By having all our sites ISO 14001 certified in order to unify all our employees around clear objectives regarding the management of the environment.

Our actions are coupled with your environmental process

Reducing the impact on industrial sites

Parker Legris has integrated environmental protection management into the operation of its industrial sites. This approach has enabled 85% of waste to be recovered and has reduced energy consumption by 15%.

Offering ecologically responsible products

Under its continuous improvement process, Parker Legris has integrated ecological design as an input parameter to innovation and uses Life Cycle Assessment (LCA) to optimise the environmental impact of its products.

Providing information on the PEP (Product Environmental Profile)

This communication tool is common to all industries and professions and delivers a reliable and clear message for promoting ecological advances and incorporating this data within the LCA equipment.

Getting ahead of regulations

Parker Legris goes beyond its statutory obligations and endeavours to find a good match between choice of materials, limitation of hazardous substances, selection of recycling channels and industrial performance to encourage the recycling of products at end of life.

Using our technology reduces the environmental impact

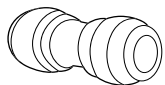
LIQUIfit®

Tube-to-Tube Connector



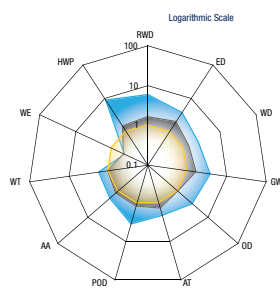
Market Standard

Tube-to-Tube Connector



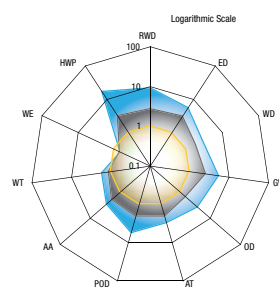
- Parker Legris
- Market Standard in PP
- Market Standard in POM

Stud Elbow



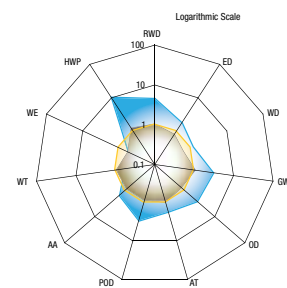
- RWD: Raw Material Depletion
- ED: Energy Depletion
- WD: Water Depletion
- GW: Global Warming

Tube-to-Tube Connector



- OZ: Ozone Depletion
- AT: Air Toxicity
- POC: Photochemical Ozone Creation
- AA: Air Acidification

Stud Fitting



- WT: Water Toxicity
- WE: Water Eutrophication
- HWP: Hazardous Waste Production



Part Number Identification

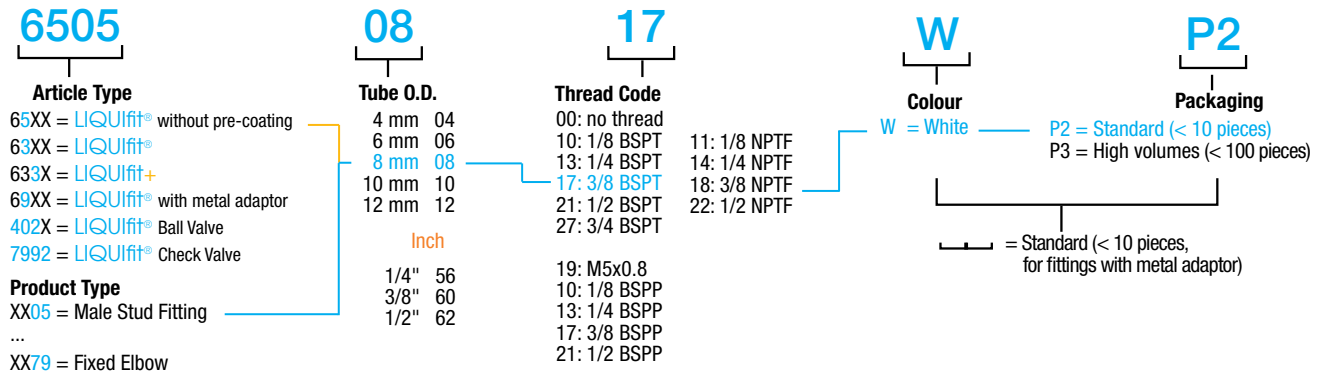
The part numbers used for our product ranges are coded in such a way as to make it easy to identify any particular item.

Part Number Construction for Fittings and Valves

The part numbers are selected using a technical mnemonic code.

Each fitting and valve is identified by:

- model series (4 digits)
- nominal diameter (2 digits)
- thread or 2nd nominal diameter (2 digits)
- a suffix, if applicable

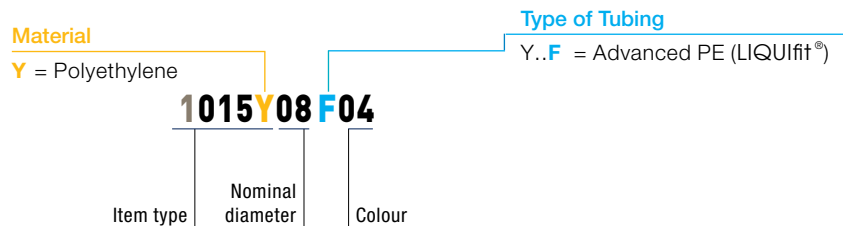


Part Number Construction for Tubing

The part numbers are selected using a technical mnemonic code.

Each tube is identified by:

- model series (4 digits and a letter)
- nominal diameter (2 digits)
- colour (2 digits)
- inside diameter, if applicable



Nominal diameter code: equates to the outside diameter.

Colour code: see table below.

00 = (clear) 01 = 02 = 03 = 04 = 05 = 10 = (white)

Thread Identification

BSP Thread	Code
1/8"	10
1/4"	13
3/8"	17
1/2"	21
5/8"	23
3/4"	27

NPTF Thread	Code
1/8"	11
1/4"	14
3/8"	18
1/2"	22

Metric Thread	Code	UNS Thread	Code
M5x0.8	19	7/16-24	133

Product Ranges for Fluids and Beverages

Push-In Fittings

LIQUIfit® Push-In Fittings (P. 10)



Fluids: water, beverages, coolants, inert gases

Materials: biopolymer, EPDM

Pressure: 16 bar

Temperature: -10°C to +95°C

Ø metric: 4 mm to 12 mm

Ø inch: 5/32" to 1/2"

LIQUIfit+ Push-In Fittings (P. 26)



Fluids: water, beer, beverages, industrial fluids

Materials: biopolymer, EPDM

Pressure: 16 bar

Temperature: -10°C to +95°C

Ø inch: 5/16" to 1/2"

LIQUIfit® Push-In Fittings with Metal Adaptors (P.28)



Fluids:

Stainless steel 316L threads: water, beverages, industrial fluids

Nickel-plated brass threads: industrial fluids

Materials: biopolymer, EPDM, stainless steel 316L or FDA chemical nickel-plated brass

Pressure: 16 bar

Temperature: -10°C to +95°C

Ø metric: 4 mm to 12 mm

Tubing

Advanced PE Tubing (P. 36)



Fluids: many fluids

Materials:

- 50% reticulated polyethylene, food-grade

- 7 colours

Pressure: 20 bar

Temperature: -40°C to +95°C

O.D. metric: 4 mm to 16 mm

O.D. inch: 1/4" to 1/2"

Ball Valves and Non-Return Valves

LIQUIfit® Non-Return Valves (P. 38)



Fluids: water, beverages, liquid foodstuffs

Materials: polymer for food applications

Pressure: 10 bar

Temperature: 0°C to +65°C

Ø inch: 1/4" to 1/2"

LIQUIfit® Ball Valves, (P. 40)



Fluids: water, beverages, CO₂, inert gases

Materials: polypropylene, EPDM seal

Pressure: 10 bar

Temperature: -15°C to +100°C

Tube Ø: 1/4" and 3/8"

Range of LIQUIfit® Push-In Fittings

Stud Fittings

Straights

6505 BSPT Page 12	6315 BSPT Page 12	6353 BSPP Page 13	6521 BSPT Page 14

Straights - Inch

6505 NPTF/BSPT Page 12	6315 NPTF Page 13	6353 BSPP Page 13	6352 BSPP Page 13	6325 UNS Page 13	6521 NPTF/BSPT Page 14

Elbows

6579 BSPT Page 15	6509 BSPT Page 15

Elbows - Inch

6579 BSPT/NPTF Page 15	6509 BSPT/NPTF Page 16

Tees

6508 BSPT Page 16	6503 BSPT Page 17

Tees - Inch

6508 BSPT/NPTF Page 17	6503 BSPT/NPTF Page 17

Plugs

6355 BSPT Page 17

Tube-to-Tube Fittings

Straight

6306 Page 18

Straight - Inch

6306 Page 18

Elbow

6302 Page 18

Elbow - Inch

6302 Page 18

Tee

6304 Page 19

Tee - Inch

6304 Page 19

Y

6340 Page 19

Y - Inch

6340 Page 19

Cross

6307 Page 20

Cross - Inch

6307 Page 20

Bulkhead Connectors

Straight

6316 Page 20

Straight - Inch

6316 Page 20

Plug-In Fittings and Accessories

Elbows

6382 Page 21	6380 Page 21

Elbow - Inch

6382 Page 21

Tees

6383 Page 21	6388 Page 21

Tee - Inch

6388 Page 22

Accessories

Accessories

6366 Page 22	6326 Page 22	6322 Page 23	6351 Page 23

Accessories - Inch

6366 Page 22	6368 Page 22	6326 Page 23	6322 Page 23	6351 Page 23

Polymer Cartridges for Fluids and Gases

Carstick®

6300 Page 24

Carstick® - Inch

6300 Page 24

Range of LIQUIfit+ Push-In Fittings



Stud Fittings	Tube-to-Tube Fittings		Plug-In Fittings
Straight - Inch	Straight - Inch	Elbow - Inch	Elbow - Inch
6333 Page 27	6336 Page 27	6332 Page 27	6331 Page 27
			

Range of LIQUIfit® Push-In Fittings with Metal Adaptors

Stud Fittings with Stainless Steel Adaptor							
Straight		Elbows		Tees			
6911 Page 29	6975 Page 29	6959 Page 29	6979 Page 30	6958 Page 30	6978 Page 30	6953 Page 31	6973 Page 31
							

Stud Fittings with Nickel-Plated Brass Adaptor							
Straight		Elbows		Tees			
6901 Page 32	6905 Page 32	6999 Page 32	6909 Page 33	6998 Page 33	6908 Page 33	6993 Page 34	6903 Page 34
							

LIQUIfit® and LIQUIfit+ Accessories			
3130 Page 25	3110 Page 25	0605 Page 25	3000 71 00 Page 25
			

Flexible Calibrated Tubing	LIQUIfit® Non-Return Valves	LIQUIfit® Ball Valves		
Advanced PE	Non-Return Valves	In-Line	Right-Angled	
1015Y..F 1030Y..F 1075Y..F 1096Y..F 1098Y..F 1099Y..F Page 37	7992 Page 39	4020 2/2 Page 41	4021 2/2 Page 41	4023 2/2 Page 41
				
				4022 2/2 Page 41
				

LIQUIfit® Push-In Fittings

This "eco-designed" range proposes an **innovative alternative** for water applications; **no fluid contamination** occurs and **environmental protection is guaranteed**. These fittings ensure **reliable and compact** connections for **liquid transfer** applications.

Product Advantages

Innovative Technology & Concept	<ul style="list-style-type: none"> Ergonomic and aesthetic design The most compact product on the market for water, beverages and liquid foodstuffs Easy-to-clean external surfaces Push-in connection and disconnection Full flow Use with a pre-prepared metallic tubing Gripping system preventing any pumping effect Eco-designed (materials, manufacturing process, weight, dimensions and performance)
Optimal Performance	<ul style="list-style-type: none"> Patented sealing technology 100% leak-tested in production Date coding to guarantee quality and traceability Wide range of shapes and numerous configurations
High Performance Material	<ul style="list-style-type: none"> Bio-sourced polymer meeting the most severe food process regulations Suitable for contact with water and beverages Excellent chemical and mechanical resistance, even at high temperature Free of bisphenol A and phtalates, conforming with regulations



Applications

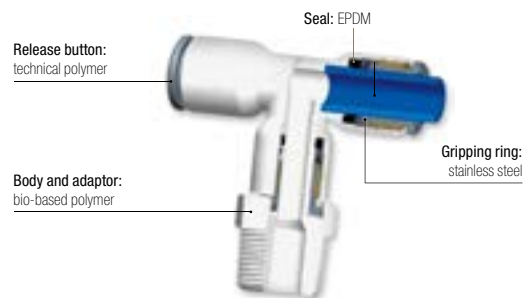
- Hot & Cold Drinks Dispensers
- Neutral Gases
- Cooling Systems
- Food Process
- Water Purification Systems
- Water Dispensers
- Medical

Technical Characteristics

Compatible Fluids	Water, beverages, CO ₂ (inert use) Chemical fluids: please consult us		
Working Pressure	Vacuum to 16 bar		
Working Temperature	-10°C to +95°C		
Tightening Torques (BSPT/NPTF)	Thread	1/8" and 1/4"	3/8" and 1/2"
	daN.m	0.15	0.30

Reliable performance is dependent upon the type of fluid conveyed, component materials and tubing being used.
Use is guaranteed with a vacuum of 755 mm Hg (99% vacuum).

Component Materials



Silicone-free

Regulations

DI: 2002/95/EC (RoHS), 2011/65/EC	DM 174
RG: 1935/2004/EC	WRAS
FDA: 21 CFR	ACS
NSF 51 at 95°C	RG: 1907/2006 (REACH)
NSF/ANSI 61 - C HOT	

Pressure and Temperature of the Different Diameters and Related Products of the LIQUIfit® Range

-10°C		Pressure (bar)	
mm Ø	inch Ø	Fittings	Tubing
4	5/32	16	16
6	1/4	16	16
8	5/16	16	16
10	3/8	13	15
12	1/2	11	11

+1°C		Pressure (bar)	
mm Ø	inch Ø	Fittings	Tubing
4	5/32	16	16
6	1/4	16	16
8	5/16	16	16
10	3/8	13	15
12	1/2	11	11

+20°C		Pressure (bar)	
mm Ø	inch Ø	Fittings	Tubing
4	5/32	16	16
6	1/4	16	16
8	5/16	16	16
10	3/8	13	15
12	1/2	11	11

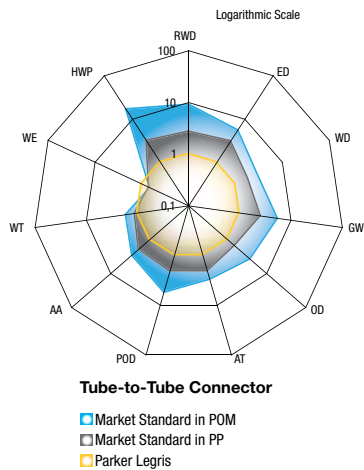
+40°C		Pressure (bar)	
mm Ø	inch Ø	Fittings	Tubing
4	5/32	16	16
6	1/4	16	16
8	5/16	16	16
10	3/8	13	15
12	1/2	11	11

+65°C		Pressure (bar)	
mm Ø	inch Ø	Fittings	Tubing
4	5/32	10	10
6	1/4	10	10
8	5/16	10	10
10	3/8	7	7
12	1/2	7	7

+95°C		Pressure (bar)	
mm Ø	inch Ø	Fittings	Tubing
4	5/32	4	4
6	1/4	4	4
8	5/16	4	4
10	3/8	4	4
12	1/2	4	4

Environmental Footprint

Example: representation of the environmental footprint of an equal tube-to-tube connector



RWD: Raw Material Depletion
 ED: Energy Depletion
 WD: Water Depletion
 GW: Global Warming
 OZ: Ozone Depletion
 AT: Air Toxicity

POC: Photochemical Ozone Creation
 AA: Air Acidification
 WT: Water Toxicity
 WE: Water Eutrophication
 HWP: Hazardous Waste Production

Environmental Approach

The Life Cycle Analysis (LCA) offers a true alternative in terms of environmental differentiation.

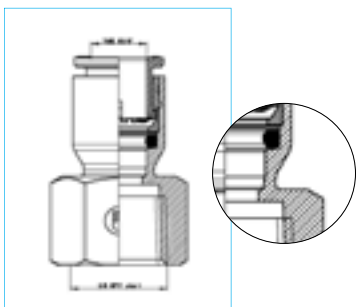
We carried out a comparative LCA on the market of drinking water between 3 Parker Legris fittings and the standard products on the market.

This analysis relies on ISO 14020, ISO 14025 and IEC PAS 62545 standards and the results are presented in a report approved by an ethics committee (Bureau Veritas).

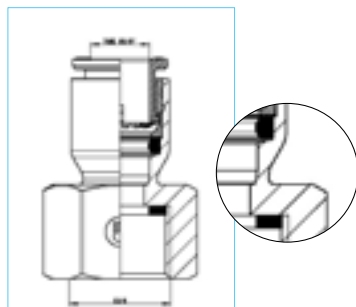


Sealing Profile for Female Thread Stud Fitting

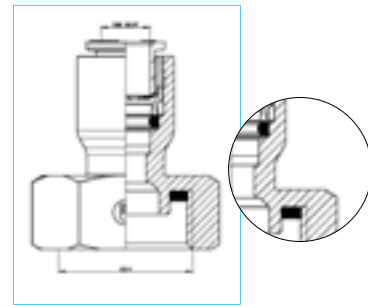
Stud Fitting,
 Female NPTF Thread
6315



Stud Fitting Flat Type,
 Female BSPP Thread,
6352 and 6333




Tap Connector Cone Type,
 Female BSPP Thread,
6353



Stud Fittings


6505 Stud Fitting, Male BSPT Thread

ØD	C		F	F1	H	kg
4	R1/8	6505 04 10WP2	11	3	18	0.003
	R1/4	6505 04 13WP2	14	3	18	0.004
6	R1/8	6505 06 10WP2	11	4	18	0.002
	R1/4	6505 06 13WP2	14	4	18	0.004
8	R1/8	6505 08 10WP2	17	6	20	0.004
	R1/4	6505 08 13WP2	14	6	20	0.004
	R3/8	6505 08 17WP2	17	6	20	0.005
10	R1/4	6505 10 13WP2	17	7	21.5	0.005
	R3/8	6505 10 17WP2	19	7	21.5	0.007
	R1/2	6505 10 21WP2	22	7	21.5	0.010
12	R3/8	6505 12 17WP2	19	9	24.5	0.008
	R1/2	6505 12 21WP2	22	9	24.5	0.012

These part numbers are also available in WP3 = high volumes (number of parts per bag: 40, 50 or 100, depending on the diameters).
Thread without pre-coating.

6505 Stud Fitting, Male NPTF Thread


Inch

ØD	C		F	F1	H	kg
1/4	NPT1/8	6505 56 11WP2	1/2	5/32	17	0.002
	NPT1/4	6505 56 14WP2	9/16	5/32	17	0.003
	NPT3/8	6505 56 18WP2	3/4	1/4	21,5	0,004
3/8	NPT1/8	6505 60 11WP2	3/4	5/32	22,1	0,005
	NPT1/4	6505 60 14WP2	3/4	1/4	22	0,006
	NPT3/8	6505 60 18WP2	3/4	1/4	22	0,007
1/2	NPT1/2	6505 60 22WP2	15/16	1/4	27	0,012
	NPT3/8	6505 62 18WP2	15/16	3/8	28	0,012
	NPT1/2	6505 62 22WP2	15/16	3/8	28	0,013

These part numbers are also available in WP3 = high volumes (number of parts per bag: 40, 50 or 100, depending on the diameters).
Thread without pre-coating.
6505 56 18WP3, 6505 60 11WP3 and 6505 60 22WP3 are also available.


6505 Stud Fitting, Male BSPT Thread

Inch

ØD	C		F	F1	H	kg
1/4	R1/8	6505 56 10WP2	11	5	17	0.002
	R1/4	6505 56 13WP2	14	5	17	0.003
	R1/4	6505 60 13WP2	17	7	22	0.006
3/8	R3/8	6505 60 17WP2	19	7	22	0.006
	R1/2	6505 60 21WP2	22	7	28	0.012
1/2	R3/8	6505 62 17WP2	24	9	28	0.014
	R1/2	6505 62 21WP2	24	9	28	0.017

These part numbers are also available in WP3 = high volumes (number of parts per bag: 40, 50 or 100, depending on the diameters).
5/32" (4 mm) and 5/16" (8 mm) also available.
Thread without pre-coating.

6315 Stud Fitting, Female BSPT Thread


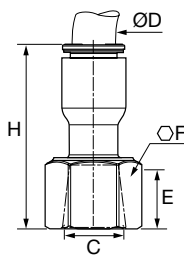

ØD	C		F	H	kg
6	R1/8	6315 06 10WP2	13	32	0.003
	R1/4	6315 06 13WP2	16	33	0.004
8	R1/4	6315 08 13WP2	16	33.5	0.004
	R3/8	6315 08 17WP2	20	36	0.009

These part numbers are also available in WP3 = high volumes (number of parts per bag: 40, 50 or 100, depending on the diameters).

Stud Fittings


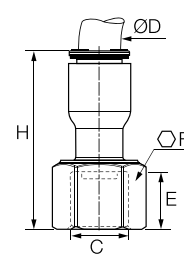

6315 Stud Fitting, Female NPTF Thread

Inch

		ØD C 	F	H	kg
		1/4 NPT1/4 6315 56 14WP2	11/16	30	0.003
		3/8 NPT3/8 6315 60 18WP2	13/16	36	0.007

These part numbers are also available in WP3 = high volumes (number of parts per bag: 40, 50 or 100, depending on the diameters).


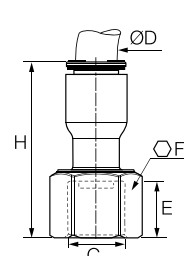

6353 Tap Connector Cone Type, Female BSPP Thread

		ØD C 	E	F	H	kg
		6 G3/4 6353 06 27WP2	10	32	32	0.011
		8 G3/4 6353 08 27WP2	10	32	40.5	0.017
		10 G1/2 6353 10 21WP2	12	27	36	0.011

These part numbers are also available in WP3 = high volumes (number of parts per bag: 40, 50 or 100, depending on the diameters).

6353 Tap Connector Cone Type, Female BSPP Thread


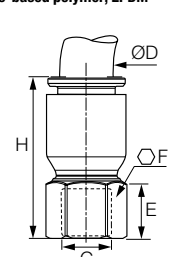

Inch

		ØD C 	E	F	H	kg
		1/4 G3/4 6353 56 27WP2	10	32	31	0.006
		G1/2 6353 60 21WP2	12	27	36	0.011
		3/8 G3/4 6353 60 27WP2	10	32	41	0.018
		1/2 G3/4 6353 62 27WP2	10	32	44.5	0.014

These part numbers are also available in WP3 = high volumes (number of parts per bag: 40, 50 or 100, depending on the diameters).

6352 Stud Fitting Flat Type, Female BSPP Thread


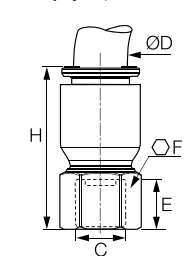

Inch

		ØD C 	E	F	H	kg
		5/16 G1/2 6352 08 21WP2	10.5	27	37	0.009
		G5/8 6352 08 23WP2	10.5	29	32	0.013
		3/8 G3/8 6352 60 17WP2	12	22	36	0.008
		G1/2 6352 60 21WP2	12	27	36	0.011
		1/2 G5/8 6352 62 23WP2	10.5	29	32	0.013

These part numbers are also available in WP3 = high volumes (number of parts per bag: 40, 50 or 100, depending on the diameters).

6325 Faucet Connector, Female UNS Thread


Inch

		ØD C 	E	F	H	kg
		1/4 UNS7/16-24 6325 56 133WP2	7	9/16	31	0.002
		3/8 UNS7/16-24 6325 60 133WP2	7	9/16	32	0.004

These part numbers are also available in WP3 = high volumes (number of parts per bag: 40, 50 or 100, depending on the diameters).

Stud Fittings


6521 Stud Standpipe, Male BSPT Thread

ØD	C		F	H	kg
6	R1/8	6521 06 10WP2	13	19	0.002
	R1/4	6521 06 13WP2	14	19	0.003
	R3/8	6521 06 17WP2	17	19	0.004
8	R1/8	6521 08 10WP2	19	23	0.003
	R1/4	6521 08 13WP2	19	23	0.004
	R3/8	6521 08 17WP2	19	23	0.004
10	R1/4	6521 10 13WP2	19	25	0.004
	R3/8	6521 10 17WP2	19	25	0.005
	R1/2	6521 10 21WP2	22	25	0.008
12	R3/8	6521 12 17WP2	22	28	0.005
	R1/2	6521 12 21WP2	22	28	0.007

These part numbers are also available in WP3 = high volumes (number of parts per bag: 40, 50 or 100, depending on the diameters).
Thread without pre-coating.

6521 Stud Standpipe, Male NPTF Thread


Inch

ØD	C		F	H	kg
1/4	NPT1/8	6521 56 11WP2	1/2	19	0.001
	NPT1/4	6521 56 14WP2	1/2	19	0.002
	NPT3/8	6521 56 18WP2	3/4	19.5	0.004
3/8	NPT1/4	6521 60 14WP2	3/4	25	0.004
	NPT3/8	6521 60 18WP2	3/4	25	0.004
1/2	NPT3/8	6521 62 18WP2	15/16	31	0.010
	NPT1/2	6521 62 22WP2	15/16	32.5	0.013

These part numbers are also available in WP3 = high volumes (number of parts per bag: 40, 50 or 100, depending on the diameters).
Thread without pre-coating.

6521 Stud Standpipe, Male BSPT Thread


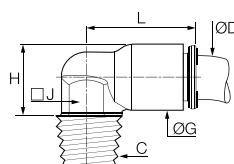

Inch

ØD	C		F	H	kg
1/4	R1/8	6521 56 10WP2	14	19	0.001
	R1/4	6521 56 13WP2	14	19	0.002
	R3/8	6521 56 17WP2	17	19	0.004
3/8	R1/4	6521 60 13WP2	19	25	0.004
	R3/8	6521 60 17WP2	19	25	0.004
1/2	R3/8	6521 62 17WP2	24	31.5	0.006
	R1/2	6521 62 21WP2	24	31.5	0.009

These part numbers are also available in WP3 = high volumes (number of parts per bag: 40, 50 or 100, depending on the diameters). 5/16" (8 mm) also available.
Thread without pre-coating.

Stud Fittings


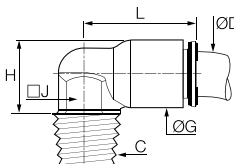

6579 Fixed Elbow, Male BSPT Thread

	Bio-based polymer, EPDM		ØD	C		G	H	J	L	kg
			6	R1/8	6579 06 10WP2	11	14	10	19	0.002
				R1/4	6579 06 13WP2	11	14	10	19	0.003
				R3/8	6579 06 17WP2	11	14	10	19	0.004

These part numbers are also available in WP3 = high volumes (number of parts per bag: 40, 50 or 100, depending on the diameters).
Thread without pre-coating.

6579 Fixed Elbow, Male NPTF Thread


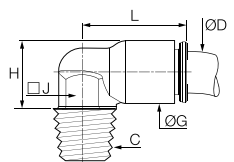

Inch

	Bio-based polymer, EPDM		ØD	C		G	H	J	L	kg
			1/4	NPT1/8	6579 56 11WP2	11	22	3/8	18	0.009
				NPT1/4	6579 56 14WP2	11	26	3/8	18	0.003
				NPT3/8	6579 56 18WP2	11	26.5	3/8	18	0.004
3/8	NPT1/4	6579 60 14WP2	16	32	1/2	26	0.006			
	NPT3/8	6579 60 18WP2	16	32	1/2	26	0.006			

These part numbers are also available in WP3 = high volumes (number of parts per bag: 40, 50 or 100, depending on the diameters).
Thread without pre-coating.


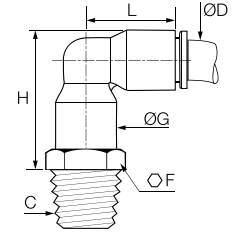

6579 Fixed Elbow, Male BSPT Thread

Inch

	Bio-based polymer, EPDM		ØD	C		G	H	J	L	kg
			1/4	R1/8	6579 56 10WP2	11	22	10	18	0.002
				R1/4	6579 56 13WP2	11	26	10	18	0.003
				R3/8	6579 56 17WP2	11	26	10	18	0.004
3/8	R1/4	6579 60 13WP2	16	31.5	13	26	0.006			
	R3/8	6579 60 17WP2	16	32	13	26	0.006			

These part numbers are also available in WP3 = high volumes (number of parts per bag: 40, 50 or 100, depending on the diameters).
Thread without pre-coating.

6509 Stud Elbow, Male BSPT Thread

	Bio-based polymer, EPDM		ØD	C		F	G	H	L	kg
			6	R1/8	6509 06 10WP2	13	10.5	28	24	0.037
				R1/4	6509 06 13WP2	14	10.5	28	24	0.007
				R3/8	6509 06 17WP2	17	10.5	28	24	0.008
8	R1/8	6509 08 10WP2	19	13.5	34	29.5	0.010			
	R1/4	6509 08 13WP2	19	13.5	34	29.5	0.011			
	R3/8	6509 08 17WP2	19	13.5	34	29.5	0.011			
10	R1/4	6509 10 13WP2	19	16	38	34.5	0.019			
	R3/8	6509 10 17WP2	19	16	38	34.5	0.020			
	R1/2	6509 10 21WP2	22	16	38	34.5	0.023			
12	R3/8	6509 12 17WP2	22	19	44	40	0.022			
	R1/2	6509 12 21WP2	22	19	44	40	0.024			

These part numbers are also available in WP3 = high volumes (number of parts per bag: 40, 50 or 100, depending on the diameters).
Thread without pre-coating; the body swivels for positioning purposes.

Complementary LIQUIfit® Range Products

These other LIQUIfit® range products are presented in the corresponding chapters of this catalogue:

Technical Tubing and Hose

Advanced PE
Page 36



Function Fittings

LIQUIfit® Non-Return Valves
Page 38



Industrial Ball Valves


LIQUIfit® Ball Valves
Page 40



Stud Fittings

6509 Stud Elbow, Male NPTF Thread


Inch

ØD	C		F	G	H	L	kg
1/4	NPT1/8	6509 56 11WP2	1/2	11	28	23.5	0.003
	NPT1/4	6509 56 14WP2	9/16	11	28	23.5	0.004
	NPT3/8	6509 56 18WP2	3/4	11	28.5	23.5	0.006
3/8	NPT1/4	6509 60 14WP2	3/4	16	38	34	0.010
	NPT3/8	6509 60 18WP2	3/4	16	38	34	0.011
1/2	NPT3/8	6509 62 18WP2	15/16	22	50.5	46.5	0.024
	NPT1/2	6509 62 22WP2	15/16	22	51.5	46.5	0.027

These part numbers are also available in WP3 = high volumes (number of parts per bag: 40, 50 or 100, depending on the diameters).
Thread without pre-coating; the body swivels for positioning purposes.


6509 Stud Elbow, Male BSPT Thread

Inch

ØD	C		F	G	H	L	kg
1/4	R1/8	6509 56 10WP2	14	11	28	23.5	0.003
	R1/4	6509 56 13WP2	14	11	28	23.5	0.004
	R3/8	6509 56 17WP2	17	11	28	23.5	0.006
3/8	R1/4	6509 60 13WP2	19	16	38	34	0.010
	R3/8	6509 60 17WP2	19	16	38	34	0.011
1/2	R3/8	6509 62 17WP2	24	22	50.5	46.5	0.024
	R1/2	6509 62 21WP2	24	22	50.5	46.5	0.027

These part numbers are also available in WP3 = high volumes (number of parts per bag: 40, 50 or 100, depending on the diameters). 5/16" (8 mm) also available.
Thread without pre-coating; the body swivels for positioning purposes.


6508 Branch Tee, Male BSPT Thread

ØD	C		F	G	H	L/2	kg
6	R1/8	6508 06 10WP2	13	10.5	28	18	0.008
	R1/4	6508 06 13WP2	14	10.5	28	18	0.009
	R3/8	6508 06 17WP2	17	10.5	28	18	0.010
8	R1/8	6508 08 10WP2	19	13.5	34	23	0.012
	R1/4	6508 08 13WP2	19	13.5	34	23	0.013
	R3/8	6508 08 17WP2	19	13.5	34	23	0.013
10	R1/4	6508 10 13WP2	19	16	38	26.5	0.018
	R3/8	6508 10 17WP2	19	16	38	26.5	0.019
	R1/2	6508 10 21WP2	22	16	38	26.5	0.022
12	R3/8	6508 12 17WP2	22	19	44	31	0.024
	R1/2	6508 12 21WP2	22	19	44	31	0.026

These part numbers are also available in WP3 = high volumes (number of parts per bag: 40, 50 or 100, depending on the diameters).
Thread without pre-coating; the body swivels for positioning purposes.

6508 Branch Tee, Male NPTF Thread

Inch



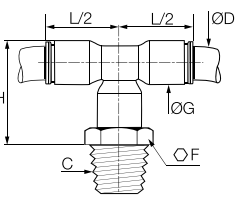
ØD	C		F	G	H	L/2	kg
1/4	NPT1/8	6508 56 11WP2	1/2	11	28	18	0.004
	NPT1/4	6508 56 14WP2	9/16	11	28	18	0.005
	NPT3/8	6508 56 18WP2	3/4	11	29	18	0.007
3/8	NPT1/4	6508 60 14WP2	3/4	16	38	26	0.013
	NPT3/8	6508 60 18WP2	3/4	16	38	26	0.013
1/2	NPT3/8	6508 62 18WP2	15/16	22	50	35.5	0.031
	NPT1/2	6508 62 22WP2	15/16	22	51	35.5	0.034

These part numbers are also available in WP3 = high volumes (number of parts per bag: 40, 50 or 100, depending on the diameters).
Thread without pre-coating; the body swivels for positioning purposes.

Stud Fittings



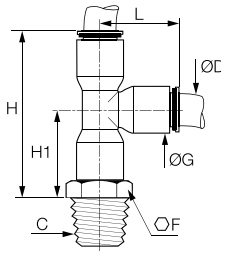
6508 Branch Tee, Male BSPT Thread

Inch

ØD	C		F	G	H	L/2	kg
			 				
1/4	R1/8	6508 56 10WP2	13	11	28	18	0.004
	R1/4	6508 56 13WP2	14	11	28	18	0.005
	R3/8	6508 56 17WP2	17	11	28	18	0.007
3/8	R1/4	6508 60 13WP2	19	16	38	26	0.013
	R3/8	6508 60 17WP2	19	16	38	26	0.013
1/2	R3/8	6508 62 17WP2	24	22	50	35.5	0.032
	R1/2	6508 62 21WP2	24	22	50	35.5	0.032

These part numbers are also available in WP3 = high volumes (number of parts per bag: 40, 50 or 100, depending on the diameters). 5/16" (8 mm) also available.
Thread without pre-coating; the body swivels for positioning purposes.



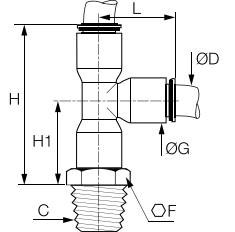
6503 Run Tee, Male BSPT Thread

ØD	C		F	G	H	H1	L	kg
			 					
6	R1/8	6503 06 10WP2	13	10.5	40	22	18.5	0.008
	R1/4	6503 06 13WP2	14	10.5	40	22	18.5	0.009
	R3/8	6503 06 17WP2	17	10.5	40	22	18.5	0.010
8	R1/8	6503 08 10WP2	19	13.5	50	27	23	0.012
	R1/4	6503 08 13WP2	19	13.5	50	27	23	0.013
	R3/8	6503 08 17WP2	19	13.5	50	27	23	0.013
10	R1/4	6503 10 13WP2	19	16	56.5	30	26.5	0.018
	R3/8	6503 10 17WP2	19	16	56.5	30	26.5	0.019
	R1/2	6503 10 21WP2	22	16	56.5	30	26.5	0.022
12	R3/8	6503 12 17WP2	22	19	65.5	34.5	31	0.024
	R1/2	6503 12 21WP2	22	19	65.5	34.5	31	0.026

These part numbers are also available in WP3 = high volumes (number of parts per bag: 40, 50 or 100, depending on the diameters).
Thread without pre-coating; the body swivels for positioning purposes.

6503 Run Tee, Male NPTF Thread



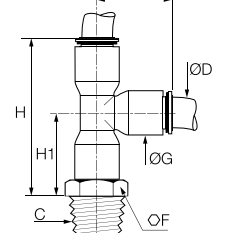
Inch

ØD	C		F	G	H	H1	L	kg
			 					
1/4	NPT1/8	6503 56 11WP2	1/2	11	40.5	22.5	18	0.004
	NPT1/4	6503 56 14WP2	9/16	11	40.5	22.5	18	0.005
	NPT3/8	6503 56 18WP2	3/4	11	41.5	23	18	0.007
3/8	NPT1/4	6503 60 14WP2	3/4	16	56	30	26	0.013
	NPT3/8	6503 60 18WP2	3/4	16	56	30	26	0.013
1/2	NPT3/8	6503 62 18WP2	15/16	22	75	39.5	35.5	0.031
	NPT1/2	6503 62 22WP2	15/16	22	76	40.5	35.5	0.035

These part numbers are also available in WP3 = high volumes (number of parts per bag: 40, 50 or 100, depending on the diameters).
Thread without pre-coating; the body swivels for positioning purposes.



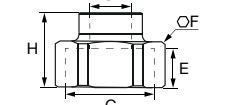
6503 Run Tee, Male BSPT Thread

Inch

ØD	C		F	G	H	H1	L	kg
			 					
1/4	R1/8	6503 56 10WP2	13	11	41.5	22.5	18	0.004
	R1/4	6503 56 13WP2	14	11	41.5	22.5	18	0.005
	R3/8	6503 56 17WP2	17	11	41.5	23	18	0.007
3/8	R1/4	6503 60 13WP2	19	16	56	30	26	0.013
	R3/8	6503 60 17WP2	19	16	56	30	26	0.013
1/2	R3/8	6503 62 17WP2	24	22	75	39.5	35.5	0.032
	R1/2	6503 62 21WP2	24	22	75	39.5	35.5	0.035

These part numbers are also available in WP3 = high volumes (number of parts per bag: 40, 50 or 100, depending on the diameters). 5/16" (8 mm) also available.
Thread without pre-coating; the body swivels for positioning purposes.



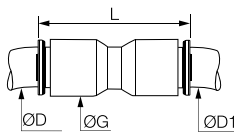
6355 Unequal Connector, Female BSPP Thread

C	C1		E	F	H	kg
			 			
G3/4	G1/4	6355 13 27WP2	10	32	23.5	0.050

These part numbers are also available in WP3 = high volumes (number of parts per bag: 40, 50 or 100, depending on the diameters).

Tube-to-Tube Fittings



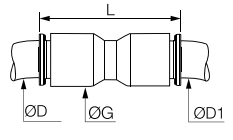
6306 Equal and Unequal Tube-to-Tube Connector

		Bio-based polymer, EPDM		ØD	ØD1		G	L	kg
		4	4	6306 04 00WP2	8.5	26.5	0.002		
			6	6306 04 06WP2	10.5	29	0.002		
			8	6306 04 08WP2	13.5	37	0.005		
		6	6	6306 06 00WP2	10.5	30	0.004		
			8	6306 06 08WP2	13.5	37	0.005		
			10	6306 06 10WP2	16	42	0.007		
		8	8	6306 08 00WP2	13.5	37	0.004		
			10	6306 08 10WP2	16	42	0.007		
			12	6306 08 12WP2	19	50	0.012		
		10	10	6306 10 00WP2	16	42	0.009		
			12	6306 10 12WP2	19	50	0.013		
				12	12	6306 12 00WP2	19	50.5	0.009

These part numbers are also available in WP3 = high volumes (number of parts per bag: 40, 50 or 100, depending on the diameters).



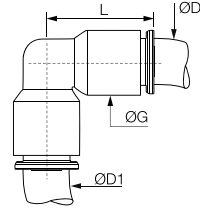
6306 Equal and Unequal Tube-to-Tube Connector

Inch

		Bio-based polymer, EPDM		ØD	ØD1		G	L	kg
		5/16	3/8	6306 08 60WP2	16	42	0.008		
			1/2	6306 08 62WP2	22	55	0.018		
		1/4	1/4	6306 56 00WP2	11	30	0.002		
			5/16	6306 56 08WP2	13.5	37	0.007		
		3/8	3/8	6306 56 60WP2	16	41	0.007		
			1/2	6306 60 00WP2	16	42	0.006		
		3/8	1/2	6306 60 62WP2	22	56	0.020		
			1/2	6306 62 00WP2	22	57	0.016		

These part numbers are also available in WP3 = high volumes (number of parts per bag: 40, 50 or 100, depending on the diameters).



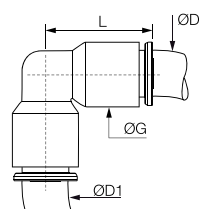
6302 Equal and Unequal Elbow

		Bio-based polymer, EPDM		ØD	ØD1		G	L	kg
		4	4	6302 04 00WP2	8.5	19	0.002		
			6	6302 04 06WP2	10.5	24	0.004		
		6	6	6302 06 00WP2	10.5	24	0.004		
			8	6302 06 08WP2	13.5	29.5	0.006		
		8	8	6302 08 00WP2	13.5	29	0.004		
			10	6302 08 10WP2	16	34.5	0.008		
		10	10	6302 10 00WP2	16	34.5	0.005		
			12	6302 10 12WP2	19	40.5	0.013		
				12	12	6302 12 00WP2	19	40.5	0.010

These part numbers are also available in WP3 = high volumes (number of parts per bag: 40, 50 or 100, depending on the diameters).

6302 Equal and Unequal Elbow


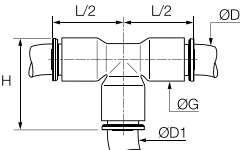

Inch

		Bio-based polymer, EPDM		ØD	ØD1		G	L	kg
		5/16	3/8	6302 08 60WP2	16	34	0.009		
			1/4	6302 56 00WP2	11	24	0.005		
		1/4	5/16	6302 56 08WP2	13.5	29.5	0.006		
			3/8	6302 56 60WP2	16	34	0.008		
		3/8	3/8	6302 60 00WP2	16	34	0.006		
			1/2	6302 60 62WP2	22	46.5	0.011		
				1/2	1/2	6302 62 00WP2	22	46.5	0.017

These part numbers are also available in WP3 = high volumes (number of parts per bag: 40, 50 or 100, depending on the diameters).


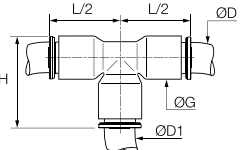

Tube-to-Tube Fittings

6304 Equal Tee


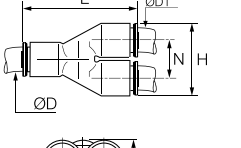

 	Bio-based polymer, EPDM		ØD	ØD1		G	H	L/2	kg
	4	4	6304 04 00WP2	8.5	20	15.5	0.004		
	6	6	6304 06 00WP2	10.5	23	18	0.006		
	8	8	6304 08 00WP2	13.5	29	22.5	0.006		
	10	10	6304 10 00WP2	16	34.5	26.5	0.009		
	12	12	6304 12 00WP2	19	40	31	0.014		
<p>These part numbers are also available in WP3 = high volumes (number of parts per bag: 40, 50 or 100, depending on the diameters).</p>									

6304 Equal and Unequal Tee

Inch


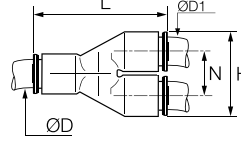

 	Bio-based polymer, EPDM		ØD	ØD1		G	H	L/2	kg
	1/4	1/4	6304 56 00WP2	11	24	18	0.002		
	3/8	3/8	6304 60 00WP2	16	34	26	0.009		
		1/4	6304 60 56WP2	16	34	26	0.011		
	1/2	1/2	6304 62 00WP2	22	47	36	0.027		
		3/8	6304 62 60WP2	22	47	36	0.009		
<p>These part numbers are also available in WP3 = high volumes (number of parts per bag: 40, 50 or 100, depending on the diameters). 5/32" (4 mm) and 5/16" (8 mm) also available.</p>									

6340 Equal Single Y Piece

 	Bio-based polymer, EPDM		ØD	ØD1		H	K	L	N	kg
	4	4	6340 04 00WP2	17.5	8.5	30	9	0.004		
	6	6	6340 06 00WP2	21.5	10.5	36.5	11	0.008		
	8	8	6340 08 00WP2	28	13.5	44.5	14.5	0.007		
	10	10	6340 10 00WP2	33	16	53	17	0.010		
	12	12	6340 12 00WP2	39	19	60.5	20	0.025		
<p>These part numbers are also available in WP3 = high volumes (number of parts per bag: 40, 50 or 100, depending on the diameters).</p>										


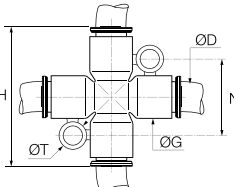
6340 Equal Single Y Piece

Inch


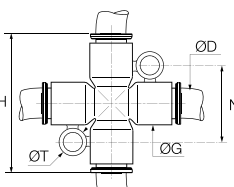
 	Bio-based polymer, EPDM		ØD	ØD1		H	K	L	N	kg
	1/4	1/4	6340 56 00WP2	22	11	36	11.5	0.010		
	3/8	3/8	6340 60 00WP2	33	16	53	17	0.011		
	1/2	1/2	6340 62 00WP2	45	22	67	23	0.028		
<p>These part numbers are also available in WP3 = high volumes (number of parts per bag: 40, 50 or 100, depending on the diameters). 5/32" (4 mm) and 5/16" (8 mm) also available.</p>										

Tube-to-Tube and Bulkhead Connectors


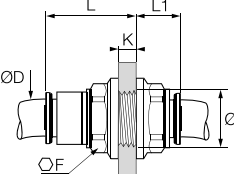
6307 Equal Cross

		Bio-based polymer, EPDM						
		ØD		G	H	N	ØT	kg
		6	6307 06 00WP2	11	36	20	4.2	0.005
	8	6307 08 00WP2	13.5	45	22.5	4.2	0.020	
<p>These part numbers are also available in WP3 = high volumes (number of parts per bag: 40, 50 or 100, depending on the diameters).</p>								


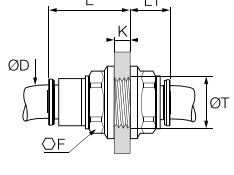
6307 Equal Cross Inch

		Bio-based polymer, EPDM						
		ØD		G	H	N	ØT	kg
		1/4	6307 56 00WP2	11	36	20	4.2	0.010
<p>These part numbers are also available in WP3 = high volumes (number of parts per bag: 40, 50 or 100, depending on the diameters). 5/16" (8 mm) also available.</p>								

6316 Equal Bulkhead Connector

		Bio-based polymer, EPDM							
		ØD		F	K max	L	L1	ØT min	kg
		4	6316 04 00WP2	13	5.5	15.5	10.5	10.5	0.018
		6	6316 06 00WP2	15	8.5	20	10	12.5	0.004
		8	6316 08 00WP2	18	14.5	27	10.5	15.5	0.007
		10	6316 10 00WP2	22	14.5	30	13	18.5	0.012
	12	6316 12 00WP2	26	18.5	35	15.5	22.5	0.020	
<p>These part numbers are also available in WP3 = high volumes (number of parts per bag: 40, 50 or 100, depending on the diameters).</p>									

6316 Equal Bulkhead Union Inch

		Bio-based polymer, EPDM							
		ØD		F	K max	L	L1	ØT min	kg
		1/4	6316 56 00WP2	15	8.5	20	10	12.5	0.004
		3/8	6316 60 00WP2	22	14.5	29.5	12.5	18.5	0.012
		1/2	6316 62 00WP2	29	20.5	40.5	17	25.5	0.030
<p>These part numbers are also available in WP3 = high volumes (number of parts per bag: 40, 50 or 100, depending on the diameters). 5/32" (4 mm) and 5/16" (8 mm) also available.</p>									

Plug-In Fittings

6382 Equal and Unequal Plug-In Elbow

ØD	ØD1	L	G	H	H1	H2	L	kg
4	4		8.5	23	6	15.5	15	0.003
	6		10.5	26.5	7	17	16.5	0.002
6	6		10.5	26.5	7	17	17	0.003
	4		10.5	25	7	15.5	17	0.001
8	8		13.5	33.5	8	21.5	22.5	0.004
	10		16	39	9.5	24.5	26	0.007
10	10		16	39	9.5	24.5	26.5	0.004
	12		19	44.5	10	27	30	0.011
12	12		19	44.5	10	27	31	0.012

These part numbers are also available in WP3 = high volumes (number of parts per bag: 40, 50 or 100, depending on the diameters).

6382 Equal and Unequal Plug-In Elbow

Inch

ØD	ØD1	L	G	H	H1	H2	L	kg
5/16	3/8		16	39	10	24.5	26	0.009
1/4	1/4		11	30.5	11	18	18	0.002
	3/8		16	39	9	24.5	25.5	0.006
3/8	3/8		16	39	9	24.5	26.5	0.005
1/2	1/2		22	49	13	28.5	36	0.011

These part numbers are also available in WP3 = high volumes (number of parts per bag: 40, 50 or 100, depending on the diameters).
Equal plug-in elbow: 5/32" (4 mm) and 5/16" (8 mm) also available.

6380 Plug-In 45° Equal Elbow

ØD	ØD1	L	G	H	H1	H2	L	kg
4	4		8.5	33.5	19	21	13	0.001
6	6		11	39	21	25	14.5	0.002
8	8		13.5	44	21.5	25.5	19.5	0.006
10	10		16	53	27	32.5	23	0.004
12	12		19	58	27	34	26	0.012

These part numbers are also available in WP3 = high volumes (number of parts per bag: 40, 50 or 100, depending on the diameters).

6383 Plug-In Equal Run Tee

ØD	ØD1	L	G	H	H1	H2	L	kg
4	4		8.5	33	6	15.5	15	0.002
6	6		10.5	38.5	7	17	18	0.002
8	8		13.5	49	8	21.5	23	0.005
10	10		16	57	10.5	25.5	26.5	0.012
12	12		19	65	10.5	27	31	0.016

These part numbers are also available in WP3 = high volumes (number of parts per bag: 40, 50 or 100, depending on the diameters).

6388 Plug-In Equal Branch Tee


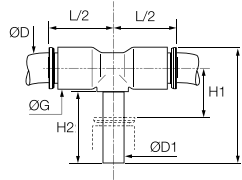

ØD	ØD1	L/2	G	H	H1	H2	L/2	kg
4	4		8.5	25	6	15.5	15	0.005
6	6		10.5	28.5	7	17	16	0.006
8	8		13.5	33.5	8	21.5	23	0.005
10	10		16	41	9.5	24.5	26.5	0.007
12	12		19	46.5	10	27	31	0.016

These part numbers are also available in WP3 = high volumes (number of parts per bag: 40, 50 or 100, depending on the diameters).

Plug-In Fittings and Accessories


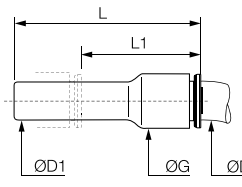

6388 Plug-In Equal Branch Tee

Inch

		Bio-based polymer, EPDM			G H H1 H2 L/2 kg									
		ØD	ØD1			1/4	1/4	6388 56 00WP2	11	30.5	11	20	18	0.002
						3/8	3/8	6388 60 00WP2	16	42	12	25	25	0.008
						1/2	1/2	6388 62 00WP2	22	51	13	29	32	0.020

These part numbers are also available in WP3 = high volumes (number of parts per bag: 40, 50 or 100, depending on the diameters).
5/32" (4 mm) and 5/16" (8 mm) also available.


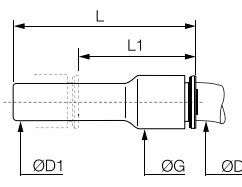

6366 Plug-In Reducer

		Bio-based polymer, EPDM			G L L1 kg							
		ØD	ØD1			4	6	6366 04 06WP2	8.5	38	23.5	0.004
							8	6366 04 08WP2	8.5	38	19	0.004
						6	8	6366 06 08WP2	10.5	38	20	0.004
							10	6366 06 10WP2	10.5	39	17.5	0.002
						8	10	6366 08 10WP2	13.5	48.5	28.5	0.009
							12	6366 08 12WP2	13.5	48.5	24.5	0.004
						10	12	6366 10 12WP2	16	52	33.5	0.005
							14	6366 10 14WP2	16	53	33.5	0.005
						12	14	6366 12 14WP2	19	55.5	33.5	0.023

These part numbers are also available in WP3 = high volumes (number of parts per bag: 40, 50 or 100, depending on the diameters).

6366 Plug-In Reducer


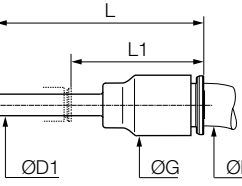

Inch

		Bio-based polymer, EPDM			G L L1 kg							
		ØD	ØD1			1/4	5/16	6366 56 08WP2	11	41	22.5	0.015
							3/8	6366 56 60WP2	11	41	20.5	0.002
						5/16	3/8	6366 08 60WP2	13.5	48.5	29	0.003
							1/2	6366 08 62WP2	16	48.5	22	0.007
						3/8	1/2	6366 60 62WP2	16	51	30	0.011

These part numbers are also available in WP3 = high volumes (number of parts per bag: 40, 50 or 100, depending on the diameters). 5/32" (4 mm) and 5/16" (8 mm) also available.


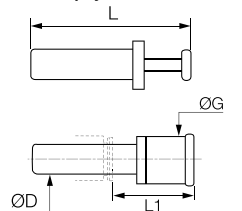

6368 Plug-In Increaser

Inch

		Bio-based polymer, EPDM			G L L1 kg			
		ØD	ØD1			3/8	5/16	6368 60 08WP2

These part numbers are also available in WP3 = high volumes (number of parts per bag: 40, 50 or 100, depending on the diameters).

6326 Blanking Plug


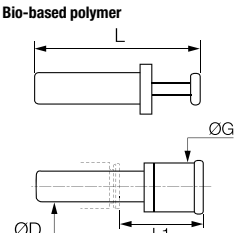

		Bio-based polymer			G L L1 kg						
		ØD				4	6326 04 00WP2	6	30	15.5	0.001
						6	6326 06 00WP2	8	33	16.5	0.001
						8	6326 08 00WP2	10	35	17.5	0.002
						10	6326 10 00WP2	12	42	21	0.003
						12	6326 12 00WP2	14	45	22	0.004

These part numbers are also available in WP3 = high volumes (number of parts per bag: 40, 50 or 100, depending on the diameters).

Accessories


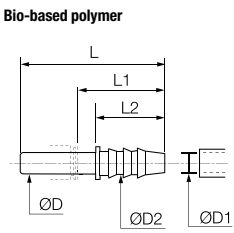

6326 Blanking Plug

Inch

		ØD		G	L	L1	kg
		1/4	6326 56 00WP2	8	36.5	22	0.001
		3/8	6326 60 00WP2	11.6	42.5	22	0.002
		1/2	6326 62 00WP2	14.7	48.5	21.5	0.004

These part numbers are also available in WP3 = high volumes (number of parts per bag: 40, 50 or 100, depending on the diameters).
5/32 (4 mm) and 5/16 (8 mm) also available


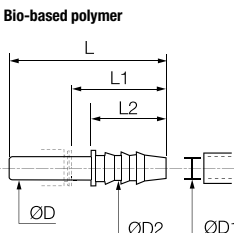

6322 Plug-In Barb Connector

		ØD	ØD1	ØD2		L	L1	L2	kg
		6	4	7	6322 06 04WP2	39	25	17	0.004
		8	6	8.5	6322 08 06WP2	43	25	17	0.005
		10	7	8	6322 10 07WP2	50	29.5	22	0.006
		12	12.5	15.5	6322 12 62WP2	56	32	27.5	0.004

These part numbers are also available in WP3 = high volumes (number of parts per bag: 40, 50 or 100, depending on the diameters).


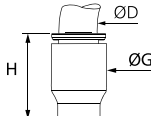

6322 Plug-In Barb Connector

Inch

		ØD	ØD1	ØD2		L	L1	L2	kg
		1/4	0.28	0.32	6322 56 56WP2	39	24.5	17	0.001
			0.33	0.38	6322 60 08WP2	50	29.5	22	0.001
		3/8	0.28	0.32	6322 60 56WP2	45	24.5	17	0.008
			0.40	0.45	6322 60 60WP2	50	29	22	0.002
		1/2	0.40	0.45	6322 62 60WP2	58	37.5	30	0.005

These part numbers are also available in WP3 = high volumes (number of parts per bag: 40, 50 or 100, depending on the diameters).


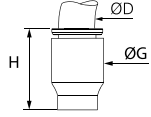

6351 End Cap

		ØD		G	H	kg
		4	6351 04 00WP2	8.5	15	0.001
		6	6351 06 00WP2	10.5	17	0.002
		8	6351 08 00WP2	13.5	21.5	0.003
		10	6351 10 00WP2	16	22	0.003
		12	6351 12 00WP2	19	27.5	0.006

These part numbers are also available in WP3 = high volumes (number of parts per bag: 40, 50 or 100, depending on the diameters).

6351 End Cap


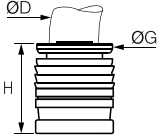


Inch

		ØD		G	H	kg
		1/4	6351 56 00WP2	11	16	0.001
		3/8	6351 60 00WP2	16	22.5	0.003


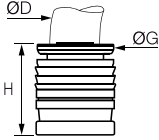


These part numbers are also available in WP3 = high volumes (number of parts per bag: 40, 50 or 100, depending on the diameters).
5/32" (4 mm) and 5/16" (8 mm) also available.

Polymer Cartridges for Fluids and Gases

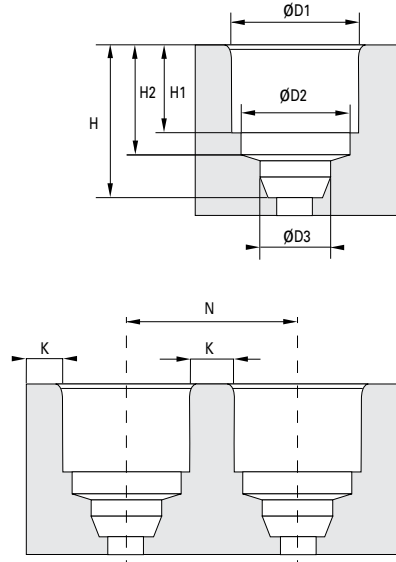
6300 LIQUIfit® Cartridge

	Brass, EPDM 	ØD		G	G1	H	L	kg	
		4	6300 04 00	8	11	10	554	0.002	
		6	6300 06 00	10	14.5	11.5	629	0.002	
		8	6300 08 00	13	15	15	794	0.003	
		10	6300 10 00	15.5	19.5	17	930	0.005	
		12	6300 12 00	18.5	21	19.5	1038	0.010	
		50 cartridges per Carstick®							

6300 LIQUIfit® Cartridge Inch

	Brass, EPDM 	ØD		G	G1	H	L	kg	
		1/4	6300 56 00	10.5	14.5	12.5	600	0.002	
		3/8	6300 60 00	15.5	19	17	930	0.005	
		1/2	6300 62 00	22	25	23	1038	0.011	
		50 cartridges per Carstick® 5/32" (4 mm) and 5/16" (8 mm) also available							

LIQUIfit® Cavity Dimensions



LIQUIfit® Carstick® Metric

Cavity	ØD3	H	H1	H2
4	4.1	10	6	8.15
6	6.1	12	7.5	9.65
8	8.15	15.5	9.9	12.45
10	10.25	19	11.7	14.35
12	12.17	22	13.9	16.75

LIQUIfit® Carstick® Inch

Cavity	ØD3	H	H1	H2
1/8	3.25	7.45	5.3	9.5
5/32*	4.1	8.15	6	10
1/4	6.45	10.15	8	12.5
5/16*	8.15	12.45	9.9	15.5
3/8	9.65	14.35	11.7	19

Polyamide Cavity

Cavity	ØD1	ØD2	N	K
4	8.25	7.05	9.8	1.5
6	10.2	9.15	12.2	2
8	12.15	10.85	14.2	2
10	14.8	13.2	16.8	2
12	17.5	15.5	20	2.5

Cavity	ØD1	ØD2	N	K
1/8	7.05	6.02	8.6	1.5
5/32*	8.25	7.05	9.75	1.5
1/4	10.55	9.35	12.6	2
5/16*	12.15	10.85	14.2	2
3/8	14.8	13.1	16.8	2

Aluminium Cavity

Cavity	ØD1	ØD2	N	K
4	8.25	7.5	11.5	3
6	10.3	9.15	13.5	3
8	12.2	10.85	15.2	3
10	15.05	13.2	17.1	2
12	17.5	15.5	20	2.5

Cavity	ØD1	ØD2	N	K
1/8	7.1	6.2	8.6	1.5
5/32*	8.25	7.05	11.25	3
1/4	10.6	9.35	12.65	2
5/16*	12.2	10.85	15.2	3
3/8	15.05	13.1	17.1	2

Brass Cavity

Cavity	ØD1	ØD2	N	K
4	8.25	7.05	10.25	2
6	10.25	9.1	12.25	2
8	12.2	10.85	14.25	2
10	15.05	13.2	17.1	2
12	17.65	15.5	20	2.5

Cavity	ØD1	ØD2	N	K
1/8	7.1	6.2	8.6	1.5
5/32*	8.25	7.05	10.25	2
1/4	10.6	9.35	12.65	2
5/16*	12.2	10.85	14.25	2
3/8	10.05	13.1	17.1	2

*5/32" = 4 mm and 5/16" = 8 mm

Please consult us for detailed drawings of cavity dimensions and tolerances.



All our dimensions are in millimeters.

Accessories







3130 Tamper-Proof Safety Clip

Technical polymer	ØD							H	K	kg
	4	3130 04 01	3130 04 02	3130 04 03	3130 04 04	3130 04 05	3130 04 10	6.60	3.00	0.001
	6	3130 06 01	3130 06 02	3130 06 03	3130 06 04	3130 06 05	3130 06 10	7.80	3.10	0.001
	8	3130 08 01	3130 08 02	3130 08 03	3130 08 04	3130 08 05	3130 08 10	9.50	4.30	0.001
	10	3130 10 01	3130 10 02	3130 10 03	3130 10 04	3130 10 05	3130 10 10	10.80	4.20	0.002
	12	3130 12 01	3130 12 02	3130 12 03	3130 12 04	3130 12 05	3130 12 10	12.50	5.10	0.003
	14	3130 14 01	3130 14 02	3130 14 03	3130 14 04	3130 14 05	3130 14 10	12.50	5.10	0.004







3130 Tamper-Proof Safety Clip Inch

Technical polymer	ØD							H	K	kg
	1/4	3130 56 01	3130 56 02	3130 56 03	3130 56 04	3130 56 05	3130 56 10	7.80	3.10	0.001
	3/8	3130 60 01	3130 60 02	3130 60 03	3130 60 04	3130 60 05	3130 60 10	10.80	4.20	0.002
	1/2	3130 62 01	3130 62 02	3130 62 03	3130 62 04	3130 62 05	3130 62 10	12.50	5.10	0.003
	5/32" (4 mm) and 5/16" (8 mm) also available									



3110 Coloured Release Button Covers

Technical polymer	ØD						kg
	4	3110 04 00	3110 04 02	3110 04 03	3110 04 04	3110 04 05	0.001
	6	3110 06 00	3110 06 02	3110 06 03	3110 06 04	3110 06 05	0.001
	8	3110 08 00	3110 08 02	3110 08 03	3110 08 04	3110 08 05	0.001
	10	3110 10 00	3110 10 02	3110 10 03	3110 10 04	3110 10 05	0.001
	12	3110 12 00	3110 12 02	3110 12 03	3110 12 04	3110 12 05	0.001
	14	3110 14 00	3110 14 02	3110 14 03	3110 14 04	3110 14 05	0.002




3110 Coloured Release Button Covers Inch

Technical polymer	ØD						kg
	1/4	3110 56 00	3110 56 02	3110 56 03	3110 56 04	3110 56 05	0.001
	3/8	3110 60 00	3110 60 02	3110 60 03	3110 60 04	3110 60 05	0.001
	1/2	3110 62 00	3110 62 02	3110 62 03	3110 62 04	3110 62 05	0.001
	5/32" (4 mm) and 5/16" (8 mm) also available						

0605 Fluoropolymer Tape

FKM		kg
	0605 12 12	0.012
<p>Can be used for temperatures from - 250°C to +260°C. Chemically inert and resistant to gases, acids, solvents, hydrocarbons, oils, alkalines, steam, etc. Non-toxic, waterproof, self-lubricating. In accordance with CFR21. Can be used on all materials. Used to facilitate the preparation of leak-free threaded joints. Supplied on a reel: length = 12 m; width = 12.7 mm; thickness = 0.08 mm.</p>		

3000 71 00 Tube Cutter

Technical polymer		H	L	kg
	3000 71 00	25	79	0.029
	<p>This tool is designed to give a clean cut at right angles to the tube axis for all resilient polymer tubing (polyamide, polyurethane, FEP, polyethylene, etc.) from 4 mm to 12 mm diameter inclusive. Replacement blades: part number 3000 71 00 05 A spring maintains the cutter in the closed position.</p>			

LIQUIfit+ Push-In Fittings

For the transfer of sensitive fluids, the LIQUIfit+ range **reduces the growth of bacteria** in your circuits **for 100% cleanliness after cleaning**, and can be **directly** connected to stainless steel tubing, without grooving.

Product Advantages

Zero Retention for 100% Cleanliness

- Up to 10 times less microbial growth within the fitting
- Elimination of 99.9% of bacteria during cleaning operations
- No degradation of the beverage taste
- Preservation of the integrity of sensitive or industrial fluids
- Extension of the fitting's life due to the absence of bacteria after cleaning

Quality & Reliability

- 100% leak-tested in production
- Date coding to guarantee quality and traceability
- Quality approved for contact with food
- Excellent chemical resistance (chlorine, cleaning agents, UV...)
- Excellent long-term mechanical resistance
- Safety clip to avoid any untimely disconnection

Innovative Technology

- Patented push-in connection, unique on stainless steel tubing for diameters 5/16" and 1/2" (without preparation) and on polymer tubing
- Extremely compact
- 100% bio-based material
- Patented sealing technology (FR29461418)
- No tube movement after connection



- Applications**
- Food Process
 - Medical
 - Beverage Dispensers
 - Pharmaceutical
 - Chemical
 - Brewing

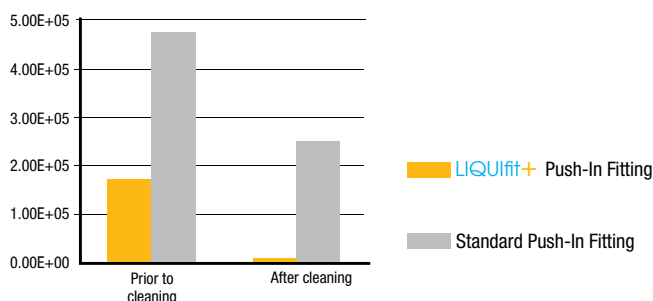
Technical Characteristics

Compatible Fluids	Beer, water, beverages, industrial fluids
Working Pressure	Vacuum to 16 bar
Working Temperature	-10°C to +95°C (see LIQUIfit® chart p. 13)

Reliable performance is dependent upon the type of fluid conveyed, component materials and tubing being used. The use is guaranteed with a vacuum of 755 mm Hg (99% vacuum).

Cleaning Efficiency

Comparison of the contamination by micro-organisms before and after cleaning operations (cfu/surface)*



*Tests carried out by an independent laboratory

Component Materials



Silicone-free


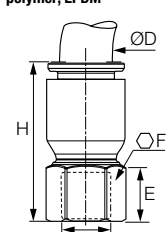

Regulations

- DI: 2002/95/EC (RoHS), 2011/65/EC
- RG: 1935/2004/EC
- FDA: 21 CFR
- NSF51
- NSF/ANSI 61 - C HOT
- WRAS
- RG: 1907/2006 (REACH)

LIQUIfit+ Push-In Fittings

6333 Stud Fitting, Female BSPP Thread


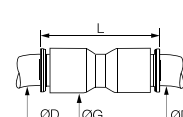

Inch

	Bio-polymer, EPDM 	ØD C 	E F H kg
		3/8 G1/2 6333 60 21WP3	14 11 30 0.010
		3/8 G5/8 6333 60 23WP3	14 13 36 0.016

WP3 suffix = high volume (number of parts per bag: 40, 50 or 100 depending on the diameters).

6336 Equal and Unequal Tube-to-Tube Connector


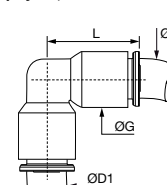

Inch

	Bio-polymer, EPDM 	ØD ØD1 	ØG L kg
		5/16 5/16 6336 08 00WP3	13.5 37 0.004
		5/16 3/8 6336 08 60WP3	16 42 0.008
		1/2 1/2 6336 08 62WP3	22 55 0.016
		3/8 3/8 6336 60 00WP3	16 42 0.006
		1/2 1/2 6336 60 62WP3	22 56 0.020
		1/2 1/2 6336 62 00WP3	22 57 0.016

WP3 suffix = high volume (number of parts per bag: 40, 50 or 100 depending on the diameters).

6332 Equal and Unequal Elbow


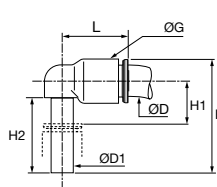

Inch

	Bio-polymer, EPDM 	ØD ØD1 	ØG L kg
		5/16 5/16 6332 08 00WP3	13.5 29 0.004
		5/16 3/8 6332 08 60WP3	16 34 0.009
		3/8 3/8 6332 60 00WP3	16 34 0.006
		1/2 1/2 6332 60 62WP3	22 46.5 0.011
		1/2 1/2 6332 62 00WP3	22 46.5 0.017

WP3 suffix = high volume (number of parts per bag: 40, 50 or 100 depending on the diameters).

6331 Equal Plug-In Elbow

Inch

	Bio-polymer, EPDM 	ØD ØD1 	ØG H H1 H2 L kg
		5/16 5/16 6331 08 00WP3	13.5 33.5 8 21.5 22.5 0.004
		3/8 3/8 6331 60 00WP3	16 39 9 24.5 26.5 0.005

WP3 suffix = high volume (number of parts per bag: 40, 50 or 100 depending on the diameters).

Use with Stainless Steel Tubing

- Valid exclusively for diameters 5/16" and 1/2".
- These fittings are approved for use with 304 and 316L stainless steel tubing, 160 Hv, with tolerances on the external diameter +0.05/-0.10 mm.
- Carefully deburr the stainless steel tube end.
- For easy disconnection, press firmly on the release button.
- After 5 connections/disconnections, we recommend that you change the fitting.



LIQUIfit® Push-In Fittings with Metal Adaptors

The LIQUIfit® range now benefits from a range extension of **metal adaptors** designed for **liquid transfer applications**. These fittings ensure **reliable** and **compact** connections combined with **excellent robustness**.

Product Advantages

Innovative Technology & Concept

- Ergonomic and aesthetic design
- Compact product for water applications
- Easy-to-clean external surfaces
- Full flow
- Use with a pre-prepared metallic tubing
- Gripping system preventing any pumping effect

Optimal Performance

- Patented sealing technology
- 100% leak-tested in production
- Date coding to guarantee quality and traceability
- Wide range of shapes and numerous configurations
- Excellent robustness for a long lifespan

High Performance Material

- Bio-sourced polymer body meeting the most severe food process regulations
- Compatibility with beverages (stainless steel version)
- Unsurpassed chemical and mechanical resistance, even at high temperatures
- Free of bisphenol A and phthalates, conforming with regulations



Industrial Fluids
Beverage Process
Inert Gases
Cooling Systems
Food Process

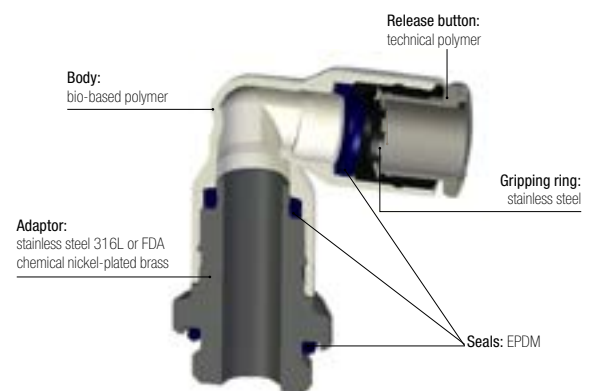
Applications

Technical Characteristics

Compatible Fluids	Water, beverages, industrial fluids: stainless steel threads Industrial fluids: FDA chemical nickel-plated brass threads					
Working Pressure	Vacuum to 16 bar					
Working Temperature	-10°C to +95°C					
Tightening Torques (BSPP)	Thread	M5 X0.8	G1/8	G1/4	G3/8	G1/2
	daN.m	0.16	0.8	1.2	3	3.5

Reliable performance is dependent upon the type of fluid conveyed, component materials and tubing being used.
Use is guaranteed with a vacuum of 755 mm Hg (99% vacuum).

Component Materials





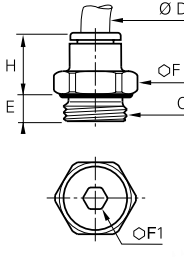
Silicone-free

Regulations



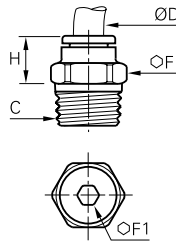
DI: 2002/95/EC (RoHS), 2011/65/EC
RG: 1935/2004/EC
FDA: 21 CFR
NSF 51 (pending)
NSF/ANSI 61 (pending, for stainless steel version only)
RG: 1907/2006 (REACH)

Stud Fittings with Stainless Steel Adaptor



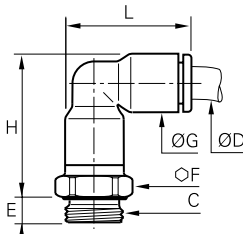
6911 Stud Fitting, Male BSPP and Metric Thread

Stainless steel 316L, EPDM		ØD	C		E	F	F1	H	Kg	
		4	M5x0.8	6911 04 19	3	10	2.5	14	0.006	
			G1/8	6911 04 10	4.5	13	3	11.5	0.007	
			G1/4	6911 04 13	5.5	16	3	10.5	0.011	
		6		M5x0.8	6911 06 19	3	10	2.5	16	0.005
				G1/8	6911 06 10	4.5	13	4	13	0.007
				G1/4	6911 06 13	5.5	16	4	12.5	0.011
		8		G1/8	6911 08 10	4.5	13	5	20.5	0.011
				G1/4	6911 08 13	5.5	16	6	19.5	0.016
				G3/8	6911 08 17	5.5	21	6	18	0.022
		10		G1/4	6911 10 13	5.5	16	7	23	0.018
				G3/8	6911 10 17	5.5	21	8	19.5	0.021
				G1/2	6911 10 21	7	24	8	18	0.033
12		G3/8	6911 12 17	5.5	21	9	27	0.029		
		G1/2	6911 12 21	7	24	10	22.5	0.035		

6975 Stud Fitting, Male BSPT Thread


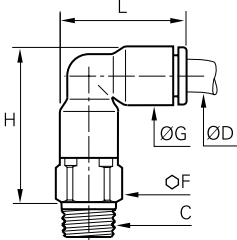

Stainless steel 316L, EPDM		ØD	C		F	F1	H	Kg	
		4	R1/8	6975 04 10	10	3	9.5	0.005	
			R1/4	6975 04 13	14	3	6.5	0.012	
		6		R1/8	6975 06 10	10	4	11.5	0.005
				R1/4	6975 06 13	14	4	8.5	0.011
		8		R1/8	6975 08 10	13	5	20	0.011
				R1/4	6975 08 13	14	6	17	0.014
		10		R3/8	6975 08 17	17	6	13	0.021
				R1/4	6975 10 13	16	7	20	0.017
				R3/8	6975 10 17	17	8	16.5	0.019
				R1/2	6975 10 21	21	8	14	0.037
		12		R3/8	6975 12 17	19	9	24	0.028
				R1/2	6975 12 21	21	10	19.5	0.036

6959 Stud Elbow, Male BSPP and Metric Thread


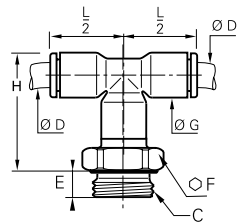

Bio-based polymer, stainless steel 316L, EPDM		ØD	C		E	F	G	H	L	Kg	
		4	M5x0.8	6959 04 19	3.5	10	8.5	23	19	0.009	
			G1/8	6959 04 10	4.5	13	8.5	22.5	19	0.009	
			G1/4	6959 04 13	5.5	16	8.5	22.5	19	0.014	
		6		M5x0.8	6959 06 19	3.5	10	10.5	26.5	22.5	0.008
				G1/8	6959 06 10	4.5	13	10.5	26.5	22.5	0.011
				G1/4	6959 06 13	5.5	16	10.5	26.5	22.5	0.016
		8		G1/8	6959 08 10	4.5	13	13.5	35	29.5	0.018
				G1/4	6959 08 13	5.5	16	13.5	33	29.5	0.020
				G3/8	6959 08 17	5.5	21	13.5	33	29.5	0.028
		10		G1/4	6959 10 13	5.5	16	16	40.5	34	0.029
				G3/8	6959 10 17	5.5	21	16	39	34	0.037
				G1/2	6959 10 21	7	24	16	39	34	0.042
		12		G3/8	6959 12 17	5.5	21	19	42	40	0.040
				G1/2	6959 12 21	7	24	19	42	40	0.049

Stud Fittings with Stainless Steel Adaptor

6979 Stud Elbow, Male BSPT Thread


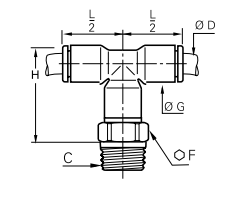

		Bio-based polymer, stainless steel 316L, EPDM		ØD	C		F	G	H	L	Kg
		4	R1/8	6979 04 10	10	8.5	23	19	0.008		
		R1/4	6979 04 13	14	8.5	23.5	19	0.018			
		6	R1/8	6979 06 10	10	10.5	27	22.5	0.010		
		R1/4	6979 06 13	14	10.5	27.5	22.5	0.020			
		8	R1/8	6979 08 10	13	13.5	33.5	29.5	0.018		
		R1/4	6979 08 13	14	13.5	32.5	29.5	0.022			
		R3/8	6979 08 17	17	13.5	33	29.5	0.032			
		10	R1/4	6979 10 13	15	16	39.5	34	0.031		
		R3/8	6979 10 17	17	16	39.5	34	0.041			
		R1/2	6979 10 21	21	16	39.5	34	0.060			
		12	R3/8	6979 12 17	19	19	45.5	40.5	0.051		
		R1/2	6979 12 21	21	19	45.5	40.5	0.065			

6958 Stud Branch Tee, Male BSPP and Metric Thread

		Bio-based polymer, stainless steel 316L, EPDM		ØD	C		E	F	G	H	L/2	Kg
		4	M5x0.8	6958 04 19	3.5	10	8.5	24	14	0.010		
	G1/8	6958 04 10	5	13	8.5	22	14	0.022				
	G1/4	6958 04 13	5.5	16	8.5	22	14	0.012				
	6	M5x0.8	6958 06 19	3.5	10	10.5	30	16	0.024			
	G1/8	6958 06 10	5	13	10.5	28.5	16	0.022				
	G1/4	6958 06 13	5.5	16	10.5	28.5	16	0.027				
	G1/8	6958 08 10	4.5	13	13.5	38	23	0.039				
	8	G1/4	6958 08 13	5.5	16	13.5	36	23	0.038			
	G3/8	6958 08 17	5.5	21	13.5	36	23	0.050				
	G1/4	6958 10 13	5.5	16	16	43	26.5	0.073				
	10	G3/8	6958 10 17	5.5	21	16	43	26.5	0.062			
	G1/2	6958 10 21	7.5	24	16	43	26.5	0.079				
	12	G3/8	6958 12 17	5.5	21	19	45.5	31	0.026			
	G1/2	6958 12 21	7	24	19	45.5	31	0.036				

These products are available upon request, with minimum order quantity of 100 pieces.


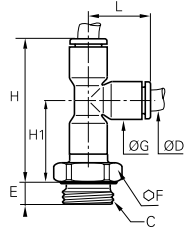

6978 Stud Branch Tee, Male BSPT Thread

		Bio-based polymer, stainless steel 316L, EPDM		ØD	C		F	G	H	L/2	Kg
		4	R1/8	6978 04 10	10	8.5	17	14	0.009		
	R1/4	6978 04 13	14	8.5	17	14	0.020				
	6	R1/8	6978 06 10	10	10.5	23	16	0.011			
	R1/4	6978 06 13	14	10.5	23	16	0.022				
	8	R1/8	6978 08 10	13	13.5	30	23	0.020			
	R1/4	6978 08 13	14	13.5	30	23	0.024				
	R3/8	6978 08 17	17	13.5	30	23	0.035				
	R1/4	6978 10 13	15	16	34.5	26.5	0.034				
	10	R3/8	6978 10 17	17	16	34.5	26.5	0.045			
	R1/2	6978 10 21	21	16	34.5	26.5	0.066				
	12	R3/8	6978 12 17	19	19	40.5	31	0.056			
	R1/2	6978 12 21	21	19	40.5	31	0.072				

These products are available upon request, with minimum order quantity of 100 pieces.


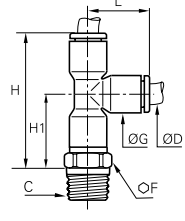

Stud Fittings with Stainless Steel Adaptor

6953 Stud Run Tee, Male BSPP and Metric Thread

	Bio-based polymer, stainless steel 316L, EPDM			ØD	C		E	F	G	H	H1	L	Kg
	4	M5x0.8		6953 04 19	3.5	10		8.5	32	19	14.5	0.010	
	G1/8	6953 04 10	5	13		8.5	30	18	14.5	0.022			
	G1/4	6953 04 13	5.5	16		8.5	30	18	14.5	0.012			
	M5x0.8	6953 06 19	3.5	10		10.5	39	23	17.5	0.024			
	G1/8	6953 06 10	5	13		10.5	38	22	17.5	0.022			
	G1/4	6953 06 13	5.5	16		10.5	38	22	17.5	0.027			
	G1/8	6953 08 10	4.5	13		13.5	54	31	23	0.039			
	G1/4	6953 08 13	5.5	16		13.5	52	29	23	0.038			
	G3/8	6953 08 17	5.5	21		13.5	52	29	23	0.050			
	G1/4	6953 10 13	5.5	16		16	61	35	26.5	0.073			
	G3/8	6953 10 17	5.5	21		16	61	35	26.5	0.062			
	G1/2	6953 10 21	7.5	24		16	61	35	26.5	0.079			
	G3/8	6953 12 17	5.5	21		19	67	36	31	0.026			
	G1/2	6953 12 21	7	24		19	67	36	31	0.042			

These products are available upon request, with minimum order quantity of 100 pieces.


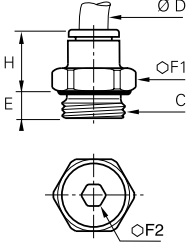


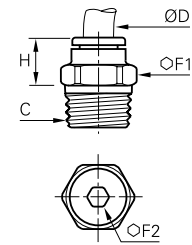
6973 Stud Run Tee, Male BSPT Thread

	Bio-based polymer, stainless steel 316L, EPDM			ØD	C		F	G	H	H1	L	Kg
	4	R1/8		6973 04 10	10	8.5		31	18	14.5	0.009	
	R1/4	6973 04 13	14	8.5		31	19	14.5	0.020			
	R1/8	6973 06 10	10	10.5		38	22	17.5	0.011			
	R1/4	6973 06 13	14	10.5		39	23	17.5	0.022			
	R1/8	6973 08 10	13	13.5		53	30	23	0.020			
	R1/4	6973 08 13	14	13.5		52	29	23	0.024			
	R3/8	6973 08 17	17	13.5		52	29	23	0.035			
	R1/4	6973 10 13	15	16		61	35	26.5	0.034			
	R3/8	6973 10 17	17	16		61	35	26.5	0.045			
	R1/2	6973 10 21	21	16		61	35	26.5	0.066			
	R3/8	6973 12 17	19	19		70	39	31	0.056			
	R1/2	6973 12 21	21	19		70	39	31	0.072			


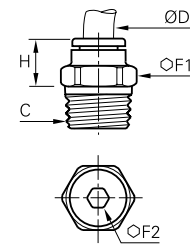


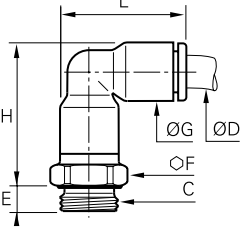
These products are available upon request, with minimum order quantity of 100 pieces.

Stud Fittings with FDA Chemical Nickel-Plated Brass Adaptor


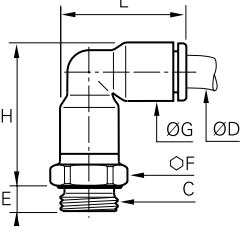



6901 Stud Fitting, Male BSPP and Metric Thread

	<p>FDA chemical nickel plated brass, EPDM</p> 	ØD	C		E	F	F1	H	Kg	
		M5x0.8	6901 04 19		3	8	2.5	14	0.003	
	<p>FDA chemical nickel plated brass, EPDM</p> 	4	G1/8	6901 04 10	5.5	13	3	11.5	0.007	
			G1/4	6901 04 13	5.5	16	3	10.5	0.011	
		6	M5x0.8	6901 06 19	3	10	2.5	16	0.005	
			G1/8	6901 06 10	4.5	13	4	13	0.007	
			G1/4	6901 06 13	5.5	16	4	12.5	0.011	
		8	G1/8	6901 08 10	4.5	13	5	20.5	0.011	
			G1/4	6901 08 13	5.5	16	6	19.5	0.016	
			G3/8	6901 08 17	5.5	20	6	18	0.022	
			G1/4	6901 10 13	5.5	16	7	23	0.018	
			10	G3/8	6901 10 17	5.5	20	8	19.5	0.021
				G1/2	6901 10 21	7	24	8	18	0.033
		12	G3/8	6901 12 17	5.5	20	9	27	0.029	
G1/2	6901 12 21		7	24	10	22.5	0.035			

6905 Stud Fitting, Male BSPT Thread


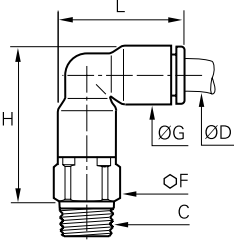

	<p>FDA chemical nickel plated brass, EPDM</p> 	ØD	C		F	F1	H	Kg
		4	R1/8	6905 04 10	10	3	9.5	0.005
	<p>FDA chemical nickel plated brass, EPDM</p> 		R1/4	6905 04 13	14	3	6.5	0.012
		6	R1/8	6905 06 10	10	4	11.5	0.005
			R1/4	6905 06 13	14	4	8.5	0.011
		8	R1/8	6905 08 10	13	5	20	0.011
			R1/4	6905 08 13	14	6	17	0.014
			R3/8	6905 08 17	17	6	13	0.021
		10	R1/4	6905 10 13	16	7	20	0.017
			R3/8	6905 10 17	17	8	16.5	0.019
		12	R1/2	6905 10 21	21	8	14	0.037
			R3/8	6905 12 17	19	9	24	0.028
			R1/2	6905 12 21	21	10	19.5	0.036

6999 Stud Elbow, Male BSPP and Metric Thread


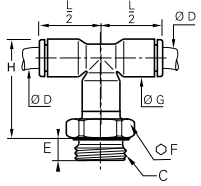

	<p>Bio-based polymer, FDA chemical nickel plated brass, EPDM</p> 	ØD	C		E	F	G	H	L	Kg
		4	M5x0.8	6999 04 19	3.5	8	8.5	23	19	0.005
	<p>Bio-based polymer, FDA chemical nickel plated brass, EPDM</p> 		G1/8	6999 04 10	4.5	13	8.5	22.5	19	0.009
			G1/4	6999 04 13	5.5	16	8.5	22.5	19	0.014
		6	M5x0.8	6999 06 19	3.5	10	10.5	26.5	22.5	0.008
			G1/8	6999 06 10	4.5	13	10.5	26.5	22.5	0.011
			G1/4	6999 06 13	5.5	16	10.5	26.5	22.5	0.016
		8	G1/8	6999 08 10	4.5	13	13.5	35	29.5	0.018
			G1/4	6999 08 13	5.5	16	13.5	33	29.5	0.020
			G3/8	6999 08 17	5.5	20	13.5	33	29.5	0.028
		10	G1/4	6999 10 13	5.5	16	16	40.5	34	0.029
			G3/8	6999 10 17	5.5	20	16	39	34	0.037
		12	G1/2	6999 10 21	7	24	16	39	34	0.042
			G3/8	6999 12 17	5.5	20	19	42	40	0.040
	G1/2	6999 12 21	7	24	19	42	40	0.049		

Stud Fittings with FDA Chemical Nickel-Plated Brass Adaptor

6909 Stud Elbow, Male BSPT Thread


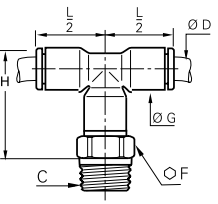

	<p>Bio-based polymer, FDA chemical nickel plated brass, EPDM</p> 	ØD	C		F	G	H	L	Kg
		4	R1/8	6909 04 10	10	8.5	23	19	0.008
		R1/4	6909 04 13	14	8.5	23.5	19	0.018	
		6	R1/8	6909 06 10	10	10.5	27	22.5	0.010
		R1/4	6909 06 13	14	10.5	27.5	22.5	0.020	
		8	R1/8	6909 08 10	13	13.5	33.5	29.5	0.018
		R1/4	6909 08 13	14	13.5	32.5	29.5	0.022	
		R3/8	6909 08 17	17	13.5	33	29.5	0.032	
		10	R1/4	6909 10 13	15	16	39.5	34	0.031
		R3/8	6909 10 17	17	16	39.5	34	0.041	
		R1/2	6909 10 21	21	16	39.5	34	0.060	
		12	R3/8	6909 12 17	19	19	45.5	40.5	0.051
		R1/2	6909 12 21	21	19	45.5	40.5	0.065	

6998 Stud Branch Tee, Male BSPP and Metric Thread

	<p>Bio-based polymer, FDA chemical nickel plated brass, EPDM</p> 	ØD	C		E	F	G	H	L/2	Kg
		4	M5x0.8	6998 04 19	3.5	8	8.5	24	14	0.010
	G1/8	6998 04 10	5	13	8.5	22	14	0.022		
	G1/4	6998 04 13	5.5	16	8.5	22	14	0.012		
	6	M5x0.8	6998 06 19	3.5	10	10.5	30	16	0.024	
	G1/8	6998 06 10	5	13	10.5	29	16	0.022		
	G1/4	6998 06 13	5.5	16	10.5	29	16	0.027		
	8	G1/8	6998 08 10	4.5	13	13.5	38	23	0.039	
	G1/4	6998 08 13	5.5	16	13.5	36	23	0.038		
	G3/8	6998 08 17	5.5	20	13.5	36	23	0.050		
	10	G1/4	6998 10 13	5.5	16	16	43	26.5	0.073	
	G3/8	6998 10 17	5.5	20	16	43	26.5	0.062		
	G1/2	6998 10 21	7.5	24	16	43	26.5	0.079		
	12	G3/8	6998 12 17	5.5	20	19	45.5	31	0.026	
	G1/2	6998 12 21	7	24	19	45.5	31	0.036		

These products are available upon request, with minimum order quantity of 100 pieces.


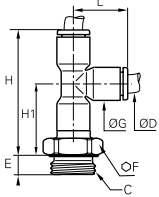

6908 Stud Branch Tee, Male BSPT Thread

	<p>Bio-based polymer, FDA chemical nickel plated brass, EPDM</p> 	ØD	C		F	G	H	L/2	Kg
		4	R1/8	6908 04 10	10	8.5	17	14	0.009
	R1/4	6908 04 13	14	8.5	17	14	0.020		
	6	R1/8	6908 06 10	10	10.5	23	16	0.011	
	R1/4	6908 06 13	14	10.5	23	16	0.022		
	8	R1/8	6908 08 10	13	13.5	30	23	0.020	
	R1/4	6908 08 13	14	13.5	30	23	0.024		
	R3/8	6908 08 17	17	13.5	30	23	0.035		
	10	R1/4	6908 10 13	15	16	34.5	26.5	0.034	
	R3/8	6908 10 17	17	16	34.5	26.5	0.045		
	R1/2	6908 10 21	21	16	34.5	26.5	0.066		
	12	R3/8	6908 12 17	19	19	40.5	31	0.056	
	R1/2	6908 12 21	21	19	40.5	31	0.072		

These products are available upon request, with minimum order quantity of 100 pieces.


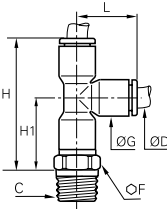

Stud Fittings with FDA Chemical Nickel-Plated Brass Adaptor

6993 Stud Run Tee, Male BSPP and Metric Thread

	<p>Bio-based polymer, FDA chemical nickel plated brass, EPDM</p> 	<p>ØD C </p>	E	F	G	H	H1	L	Kg
		<p>M5x0.8 6993 04 19</p> <p>4 G1/8 6993 04 10</p> <p> G1/4 6993 04 13</p> <p>6 M5x0.8 6993 06 19</p> <p> G1/8 6993 06 10</p> <p> G1/4 6993 06 13</p> <p>8 G1/8 6993 08 10</p> <p> G1/4 6993 08 13</p> <p> G3/8 6993 08 17</p> <p>10 G1/4 6993 10 13</p> <p> G3/8 6993 10 17</p> <p> G1/2 6993 10 21</p> <p>12 G3/8 6993 12 17</p> <p> G1/2 6993 12 21</p>	3.5	8	8.5	32	19	14.5	0.010
			5	13	8.5	30	18	14.5	0.022
			5.5	16	8.5	30	18	14.5	0.012
			3.5	10	10.5	39	23	17.5	0.024
			5	13	10.5	38	22	17.5	0.022
			5.5	16	10.5	38	22	17.5	0.027
			4.5	13	13.5	54	31	23	0.039
			5.5	16	13.5	52	29	23	0.038
			5.5	20	13.5	52	29	23	0.050
			5.5	16	16	61	35	26.5	0.073
			5.5	20	16	61	35	26.5	0.062
			7.5	24	16	61	35	26.5	0.079
			5.5	20	19	67	36	31	0.026
			7	24	19	67	36	31	0.042

These products are available upon request, with minimum order quantity of 100 pieces.

6903 Stud Run Tee, Male BSPT Thread

	<p>Bio-based polymer, FDA chemical nickel plated brass, EPDM</p> 	<p>ØD C </p>	F	G	H	H1	L	Kg
		<p>R1/8 6903 04 10</p> <p>4 R1/4 6903 04 13</p> <p>6 R1/8 6903 06 10</p> <p> R1/4 6903 06 13</p> <p>8 R1/8 6903 08 10</p> <p> R1/4 6903 08 13</p> <p> R3/8 6903 08 17</p> <p>10 R1/4 6903 10 13</p> <p> R3/8 6903 10 17</p> <p> R1/2 6903 10 21</p> <p>12 R3/8 6903 12 17</p> <p> R1/2 6903 12 21</p>	10	8.5	31	18	14.5	0.009
			14	8.5	31	19	14.5	0.020
			10	10.5	38	22	17.5	0.011
			14	10.5	39	23	17.5	0.022
			13	13.5	53	30	23	0.020
			14	13.5	52	29	23	0.024
			17	13.5	52	29	23	0.035
			15	16	61	35	26.5	0.034
			17	16	61	35	26.5	0.045
			21	16	61	35	26.5	0.066
			19	19	70	39	31	0.056
			21	19	70	39	31	0.072

These products are available upon request, with minimum order quantity of 100 pieces.



Advanced PE Tubing

Parker Legris **"Advanced PE" 50% reticulated** is designed for demanding environments, especially that of water treatment, without compromising operator **safety**.

Product Advantages

- Advanced PE**
- 50% reticulated material
 - Best balance between flexibility and pressure/temperature resistance
 - Resistant to a wide range of aggressive chemicals
 - UV-stabilised: ideal for outdoor applications
 - Approved for permanent contact with food and beverages
 - Silicone-free



Applications

- Beverage
- Chemical
- Petrochemical
- Food Process
- Water
- Water Treatment

Technical Characteristics

Compatible Fluids	Water, beverages and other fluids
Working Pressure	Vacuum to 16 bar
Working Temperature	-40°C to +95°C
Component Materials	High quality polyethylene: 50% reticulated PE

Regulations

Advanced PE Tubing

FDA: 21 CFR 177.1520

RG: 1935/2004/EC

DI: 97/23/EC (PED)

DI: 2002/95/EC (RoHS), 2011/65/EC

NSF 42/58 (1/4" and 3/8" approved for 10 bar and 1/2" approved for 8 bar at room temperature)

NSF 51, 61 C-HOT

ACS (except for purple colour)

WRAS

RG: 1907/2006 (REACH)

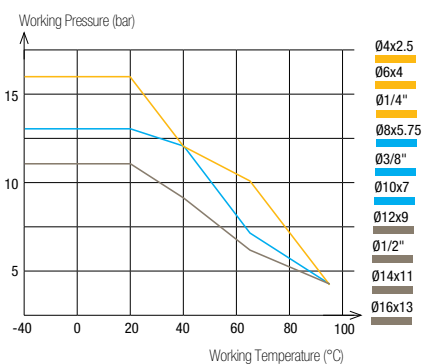
NSF 42/58

KTW

W270

Reliable performance is dependent upon the type of fluid conveyed and fittings being used. Use is guaranteed with a vacuum of 755 mm Hg (99% vacuum).

Tubing Performance



To calculate burst pressure, the values in these graphs should be multiplied by 3.

Tube O.D.	Tube O.D. Tolerance
1/4" to 1/2"	+0.10 / -0.10
4 to 16 mm	+0.10 / -0.10

Connected to Parker Legris push-in fittings, the calibration of Parker Legris tubing ensures perfect sealing.

Packaging









Advanced PE Tubing

Drum: 150 m, 300 m

250 feet, 500 feet, 1 000 feet









1015Y..F Advanced Polyethylene (APE) Tubing

Drum 150 m

O.D. (mm)	I.D. (mm)									kg
4	2.5	16	1015Y04F00	1015Y04F01	1015Y04F02	1015Y04F03	1015Y04F04	1015Y04F05	1015Y04F10	1.760
6	4	32	1015Y06F00	1015Y06F01	1015Y06F02	1015Y06F03	1015Y06F04	1015Y06F05	1015Y06F10	2.580
8	5.75	40	1015Y08F00	1015Y08F01	1015Y08F02	1015Y08F03	1015Y08F04	1015Y08F05	1015Y08F10	4.050
10	7	40	1015Y10F00	1015Y10F01	1015Y10F02	1015Y10F03	1015Y10F04	1015Y10F05	1015Y10F10	6.200









1030Y..F Advanced Polyethylene (APE) Tubing

Drum 300 m

O.D. (mm)	I.D. (mm)									kg
4	2.5	16	1030Y04F00	1030Y04F01	1030Y04F02	1030Y04F03	1030Y04F04	1030Y04F05	1030Y04F10	2.860
6	4	32	1030Y06F00	1030Y06F01	1030Y06F02	1030Y06F03	1030Y06F04	1030Y06F05	1030Y06F10	4.800









1075Y..F Advanced Polyethylene (APE) Tubing

Drum 75 m

O.D. (mm)	I.D. (mm)									kg
12	9	55	1075Y12F00	1075Y12F01	1075Y12F02	1075Y12F03	1075Y12F04	1075Y12F05	1075Y12F10	5.550
14	11	85	1075Y14F00	1075Y14F01	1075Y14F02	1075Y14F03	1075Y14F04	1075Y14F05	1075Y14F10	5.550
16	13	100	1075Y16F00	1075Y16F01	1075Y16F02	1075Y16F03	1075Y16F04	1075Y16F05	1075Y16F10	5.550









1096Y..F Advanced Polyethylene (APE) Tubing

Drum 250 ft

O.D. (inch)	I.D. (inch)									kg
1/2	0.375	1.96	1096Y62F00	1096Y62F01	1096Y62F02	1096Y62F03	1096Y62F04	1096Y62F05	1096Y62F10	5.900









1098Y..F Advanced Polyethylene (APE) Tubing

Drum 500 ft

O.D. (inch)	I.D. (inch)									kg
1/4	0.170	0.78	1098Y56F00	1098Y56F01	1098Y56F02	1098Y56F03	1098Y56F04	1098Y56F05	1098Y56F10	3.300
3/8	0.250	1.18	1098Y60F00	1098Y60F01	1098Y60F02	1098Y60F03	1098Y60F04	1098Y60F05	1098Y60F10	6.300

1099Y..F Advanced Polyethylene (APE) Tubing

Drum 1000 ft

O.D. (inch)	I.D. (inch)									kg
1/4	0.170	0.78	1099Y56F00	1099Y56F01	1099Y56F02	1099Y56F03	1099Y56F04	1099Y56F05	1099Y56F10	5.500

LIQUIfit® Non-Return Valves

LIQUIfit® non-return valves meet the requirements for conveying **beverages**. They allow flow in one direction and prevent any return flow. Fitted in the circuit, they provide **total protection**.

Product Advantages

Suitable for Beverage Applications

- Fully compatible for use with water, beverages and liquid foodstuffs (liquids and gas)
- Very low cracking threshold
- Excellent chemical compatibility
- Resistant to cleaning products
- Hygienic design with smooth surfaces
- Fluid direction indicated
- EPDM sealing technology



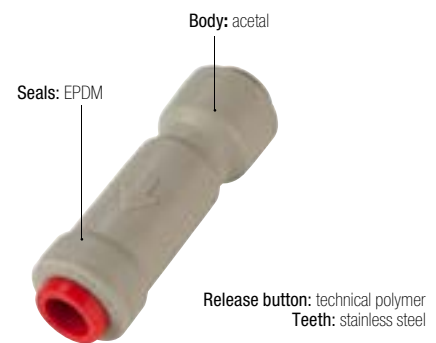
- Water Softeners
- Water Treatment
- Water Purification
- Drinks Dispensers
- Hot & Cold Water Systems

Applications

Technical Characteristics

Compatible Fluids	Water, beverages, liquid foodstuffs
Working Pressure	1 to 10 bar
Working Temperature	1°C to +65°C
Cracking Pressure	0.02 bar up to O.D. 3/8" 0.03 bar for O.D. 1/2"

Component Materials



Silicone-free

Regulations

- DI: 2002/95/EC (RoHS), 2011/65/EC
- FDA: 21 CFR 177.1550
- NSF 51
- RG: 1907/2006 (REACH)

LIQUIfit® Non-Return Valves

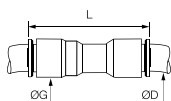
7992

Single Non-Return Valve

Inch



Acetal, EPDM



ØD



G

L

kg

1/4

[7992 56 00WP2](#)

17

51

0.008

5/16

[7992 08 00WP2](#)

17

53

0.010

3/8

[7992 60 00WP2](#)

20

55

0.011

1/2

[7992 62 00WP2](#)

25

68

0.015

5/16" (8 mm) also available

LIQUIfit® Ball Valves

This range of valves offers an innovative solution in the treatment of **water and the handling of beverages** while protecting **health**. These **compact and reliable** valves offer perfect **sealing** and excellent **cleanliness**.

Product Advantages

Innovative Technology & Increased Reliability

- Full flow to limit turbulence
- Full-flow self-cleaning ball maintains the cleanliness of the circuit
- Tube retention with gripping ring prevents pumping effect
- Push-in connection and disconnection
- Sealing technology using patented EPDM seal

High Performance

- Inert technical polymer providing the best mechanical strength, thermal and chemical resistance
- Carstick® connection providing resistance to water hammer
- Other configurations available on request

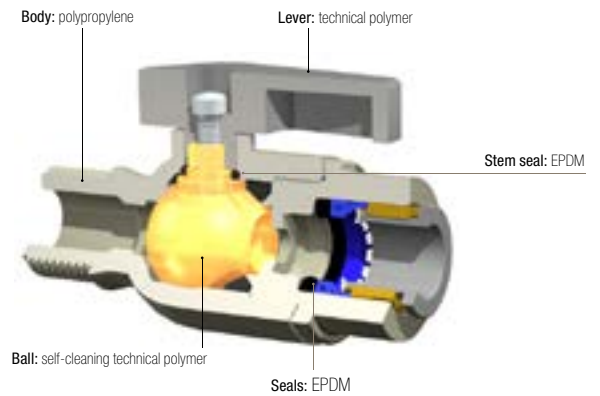


- Applications**
- Beverage Dispensers
 - Inert Gases
 - Cooling
 - Food Process
 - Water Purification
 - Water Coolers

Technical Characteristics

Compatible Fluids	Water, drinks, beverages		
Working Pressure	0 to 10 bar at 20°C		
Working Temperature	-15°C to +100°C		
Tightening Torques	Threads	1/4" NPTF	3/8" NPTF
	daN.m	1.5	3

Component Materials



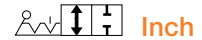
Silicone-free


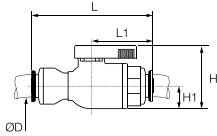

Regulations

- FDA: 21 CFR
- NSF: 51
- WQA: Water Quality Association
- RG: 1907/2006 (REACH)

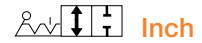
LIQUIfit® Ball Valves


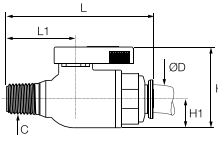

4020 2/2 In-Line Ball Valve



	Polypropylene, glass fibre-reinforced, EPDM 	ØD 	H	H1	L	L1	kg
		1/4 4020 56 00WP2	25	13	65	31	0.025
		3/8 4020 60 00WP2	36	13	68	30.5	0.034


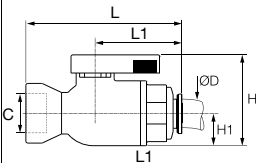

4021 2/2 In-Line Ball Valve, Male NPTF Thread



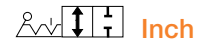
	Polypropylene, glass fibre-reinforced, EPDM 	ØD C 	H	H1	L	L1	kg
		1/4 NPT1/4 4021 56 14WP2	36	13	61	31	0.024
		3/8 NPT3/8 4021 60 18WP2	36	13	64	33.5	0.028


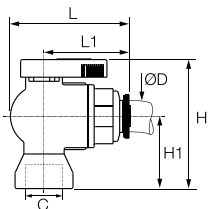

4023 2/2 In-Line Ball Valve, Female NPTF Thread



	Polypropylene, glass fibre-reinforced, EPDM 	ØD C 	H	H1	L	L1	kg
		1/4 NPT1/4 4023 56 14WP2	36	13	58	31	0.027
		3/8 NPT3/8 4023 60 18WP2	36	13	64	33.5	0.030

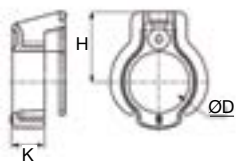
4022 2/2 Right-Angled Ball Valve, Female NPTF Thread




	Polypropylene, glass fibre-reinforced, EPDM 	ØD C 	H	H1	L	L1	kg
		1/4 NPT1/4 4022 56 14WP2	52	29	44	31	0.026
		3/8 NPT3/8 4022 60 18WP2	52	29	47	33.5	0.031

3130 Tamper-Proof Safety Clip

Technical polymer



ØD							H	K	kg
1/4	3130 56 01	3130 56 02	3130 56 03	3130 56 04	3130 56 05	3130 56 10	8	3.2	0.001
3/8	3130 60 01	3130 60 02	3130 60 03	3130 60 04	3130 60 05	3130 60 10	10.8	4.2	0.001



Together, we can connect you to the best in technology.
Better than ever before.

In this updated edition of the Parker Legris catalogue, we have developed the content, structure and layout to enable you to find the products and information you require as quickly as possible. 31 complementary ranges and more than 1000 additional part numbers have been included, widening the choice of solutions available in order to meet your requirements more effectively. By putting our knowledge and expertise at your fingertips, we strive to provide the day-to-day support you need when designing your industrial equipment.



aerospace
climate control
electromechanical
filtration
fluid & gas handling
hydraulics
pneumatics
process control
sealing & shielding



ENGINEERING YOUR SUCCESS.

www.parkerlegris.com



Parker's Motion & Control Technologies

At Parker, we're guided by a relentless drive to help our customers become more productive and achieve higher levels of profitability by engineering the best systems for their requirements. It means looking at customer applications from many angles to find new ways to create value. Whatever the motion and control technology need, Parker has the experience, breadth of product and global reach to consistently deliver. No company knows more about motion and control technology than Parker. For further info call 00800 27 27 5374



Aerospace

Key Markets

Aftermarket services
Commercial transports
Engines
General & business aviation
Helicopters
Launch vehicles
Military aircraft
Missiles
Power generation
Regional transports
Unmanned aerial vehicles

Key Products

Control systems & actuation products
Engine systems & components
Fluid conveyance systems & components
Fluid metering, delivery & atomization devices
Fuel systems & components
Fuel tank inerting systems
Hydraulic systems & components
Thermal management
Wheels & brakes



Climate Control

Key Markets

Agriculture
Air conditioning
Construction Machinery
Food & beverage
Industrial machinery
Life sciences
Oil & gas
Precision cooling
Process
Refrigeration
Transportation

Key Products

Accumulators
Advanced actuators
CO₂ controls
Electronic controllers
Filter driers
Hand shut-off valves
Heat exchangers
Hose & fittings
Pressure regulating valves
Refrigerant distributors
Safety relief valves
Smart pumps
Solenoid valves
Thermostatic expansion valves



Electromechanical

Key Markets

Aerospace
Factory automation
Life science & medical
Machine tools
Packaging machinery
Paper machinery
Plastics machinery & converting
Primary metals
Semiconductor & electronics
Textile
Wire & cable

Key Products

AC/DC drives & systems
Electric actuators, gantry robots & slides
Electrohydraulic actuation systems
Electromechanical actuation systems
Human machine interface
Linear motors
Stepper motors, servo motors, drives & controls
Structural extrusions



Filtration

Key Markets

Aerospace
Food & beverage
Industrial plant & equipment
Life sciences
Marine
Mobile equipment
Oil & gas
Power generation & renewable energy
Process
Transportation
Water Purification

Key Products

Analytical gas generators
Compressed air filters & dryers
Engine air, coolant, fuel & oil filtration systems
Fluid condition monitoring systems
Hydraulic & lubrication filters
Hydrogen, nitrogen & zero air generators
Instrumentation filters
Membrane & fiber filters
Microfiltration
Sterile air filtration
Water desalination & purification filters & systems



Fluid & Gas Handling

Key Markets

Aerial lift
Agriculture
Bulk chemical handling
Construction machinery
Food & beverage
Fuel & gas delivery
Industrial machinery
Life sciences
Marine
Mining
Mobile
Oil & gas
Renewable energy
Transportation

Key Products

Check valves
Connectors for low pressure fluid conveyance
Deep sea umbilicals
Diagnostic equipment
Hose couplings
Industrial hose
Mooring systems & power cables
PTFE hose & tubing
Quick couplings
Rubber & thermoplastic hose
Tube fittings & adapters
Tubing & plastic fittings



Hydraulics

Key Markets

Aerial lift
Agriculture
Alternative energy
Construction machinery
Forestry
Industrial machinery
Machine tools
Marine
Material handling
Mining
Oil & gas
Power generation
Refuse vehicles
Renewable energy
Truck hydraulics
Turf equipment

Key Products

Accumulators
Cartridge valves
Electrohydraulic actuators
Human machine interfaces
Hybrid drives
Hydraulic cylinders
Hydraulic motors & pumps
Hydraulic systems
Hydraulic valves & controls
Hydrostatic steering
Integrated hydraulic circuits
Power take-offs
Power units
Rotary actuators
Sensors



Pneumatics

Key Markets

Aerospace
Conveyor & material handling
Factory automation
Life science & medical
Machine tools
Packaging machinery
Transportation & automotive

Key Products

Air preparation
Brass fittings & valves
Manifolds
Pneumatic accessories
Pneumatic actuators & grippers
Pneumatic valves & controls
Quick disconnects
Rotary actuators
Rubber & thermoplastic hose & couplings
Structural extrusions
Thermoplastic tubing & fittings
Vacuum generators, cups & sensors



Process Control

Key Markets

Alternative fuels
Biopharmaceuticals
Chemical & refining
Food & beverage
Marine & shipbuilding
Medical & dental
Microelectronics
Nuclear Power
Offshore oil exploration
Oil & gas
Pharmaceuticals
Power generation
Pulp & paper
Steel
Water/wastewater

Key Products

Analytical Instruments
Analytical sample conditioning products & systems
Chemical injection fittings & valves
Fluoropolymer chemical delivery fittings, valves & pumps
High purity gas delivery fittings, valves, regulators & digital flow controllers
Industrial mass flow meters/controllers
Permanent no-weld tube fittings
Precision industrial regulators & flow controllers
Process control double block & bleeds
Process control fittings, valves, regulators & manifold valves



Sealing & Shielding

Key Markets

Aerospace
Chemical processing
Consumer
Fluid power
General industrial
Information technology
Life sciences
Microelectronics
Military
Oil & gas
Power generation
Renewable energy
Telecommunications
Transportation

Key Products

Dynamic seals
Elastomeric o-rings
Electro-medical instrument design & assembly
EMI shielding
Extruded & precision-cut, fabricated elastomeric seals
High temperature metal seals
Homogeneous & inserted elastomeric shapes
Medical device fabrication & assembly
Metal & plastic retained composite seals
Shielded optical windows
Silicone tubing & extrusions
Thermal management
Vibration dampening

ENGINEERING YOUR SUCCESS.

Parker Worldwide

Europe, Middle East, Africa

AE – United Arab Emirates,

Dubai
Tel: +971 4 8127100
parker.me@parker.com

AT – Austria, Wiener Neustadt

Tel: +43 (0)2622 23501-0
parker.austria@parker.com

AT – Eastern Europe, Wiener

Neustadt
Tel: +43 (0)2622 23501 900
parker.easteurope@parker.com

AZ – Azerbaijan, Baku

Tel: +994 50 2233 458
parker.azerbaijan@parker.com

BE/LU – Belgium, Nivelles

Tel: +32 (0)67 280 900
parker.belgium@parker.com

BG – Bulgaria, Sofia

Tel: +359 2 980 1344
parker.bulgaria@parker.com

BY – Belarus, Minsk

Tel: +375 17 209 9399
parker.belarus@parker.com

CH – Switzerland, Etoy

Tel: +41 (0)21 821 87 00
parker.switzerland@parker.com

CZ – Czech Republic, Klecany

Tel: +420 284 083 111
parker.czechrepublic@parker.com

DE – Germany, Kaarst

Tel: +49 (0)2131 4016 0
parker.germany@parker.com

DK – Denmark, Ballerup

Tel: +45 43 56 04 00
parker.denmark@parker.com

ES – Spain, Madrid

Tel: +34 902 330 001
parker.spain@parker.com

FI – Finland, Vantaa

Tel: +358 (0)20 753 2500
parker.finland@parker.com

FR – France, Contamine s/Arve

Tel: +33 (0)4 50 25 80 25
parker.france@parker.com

GR – Greece, Athens

Tel: +30 210 933 6450
parker.greece@parker.com

HU – Hungary, Budaörs

Tel: +36 23 885 470
parker.hungary@parker.com

IE – Ireland, Dublin

Tel: +353 (0)1 466 6370
parker.ireland@parker.com

IT – Italy, Corsico (MI)

Tel: +39 02 45 19 21
parker.italy@parker.com

KZ – Kazakhstan, Almaty

Tel: +7 7273 561 000
parker.easteurope@parker.com

NL – The Netherlands, Oldenzaal

Tel: +31 (0)541 585 000
parker.nl@parker.com

NO – Norway, Asker

Tel: +47 66 75 34 00
parker.norway@parker.com

PL – Poland, Warsaw

Tel: +48 (0)22 573 24 00
parker.poland@parker.com

PT – Portugal, Leca da Palmeira

Tel: +351 22 999 7360
parker.portugal@parker.com

RO – Romania, Bucharest

Tel: +40 21 252 1382
parker.romania@parker.com

RU – Russia, Moscow

Tel: +7 495 645-2156
parker.russia@parker.com

SE – Sweden, Spånga

Tel: +46 (0)8 59 79 50 00
parker.sweden@parker.com

SK – Slovakia, Banská Bystrica

Tel: +421 484 162 252
parker.slovakia@parker.com

SL – Slovenia, Novo Mesto

Tel: +386 7 337 6650
parker.slovenia@parker.com

TR – Turkey, Istanbul

Tel: +90 216 4997081
parker.turkey@parker.com

UA – Ukraine, Kiev

Tel: +380 44 494 2731
parker.ukraine@parker.com

UK – United Kingdom, Warwick

Tel: +44 (0)1926 317 878
parker.uk@parker.com

ZA – South Africa, Kempton Park

Tel: +27 (0)11 961 0700
parker.southafrica@parker.com

North America

CA – Canada, Milton, Ontario

Tel: +1 905 693 3000

US – USA, Cleveland

Tel: +1 216 896 3000

Asia Pacific

AU – Australia, Castle Hill

Tel: +61 (0)2-9634 7777

CN – China, Shanghai

Tel: +86 21 2899 5000

HK – Hong Kong

Tel: +852 2428 8008

IN – India, Gurgaon

Tel: +91 124 459 0600
legris.india@parker.com

JP – Japan, Tokyo

Tel: +81 (0)3 6408 3901

KR – South Korea, Seoul

Tel: +82 2 559 0400

MY – Malaysia, Shah Alam

Tel: +60 3 7849 0800

NZ – New Zealand, Mt Wellington

Tel: +64 9 574 1744

SG – Singapore

Tel: +65 6887 6300

TH – Thailand, Bangkok

Tel: +662 186 7000-99

TW – Taiwan, Taipei

Tel: +886 2 2298 8987

South America

AR – Argentina, Buenos Aires

Tel: +54 3327 44 4129

BR – Brazil, Sao Jose dos Campos

Tel: +55 800 727 5374

CL – Chile, Santiago

Tel: +56 2 623 1216

MX – Mexico, Toluca

Tel: +52 72 2275 4200

European Product Information Centre

Free phone: 00 800 27 27 5374

(from AT, BE, CH, CZ, DE, DK, EE, ES, FI,
FR, IE, IL, IS, IT, LU, MT, NL, NO, PL, PT, RU,
SE, SK, UK, ZA)

CAT/0563/UK

© 2014 Parker Hannifin Corporation. All rights reserved.



Fluid System Connectors Europe
Parker Hannifin Manufacturing France SAS
Parker Hannifin Corporation
CS 46911 - 74 rue de Paris
35069 Rennes
Phone: +33 (0)2 99 25 55 00
Fax: +33 (0)2 99 25 55 99
www.parkerlegris.com

ARA[®]

PNEUMATIK

53-012 Wrocław tel. 71 364 72 82
ul. Wysięgowa 38 fax 71 364 72 83

www.arapneumatik.pl



Ed. 06-2014